

# Light

---

100%

# Made in Poland

Lena Lighting S.A. is a leading Polish manufacturer of high quality lighting fixtures. Since 2005 listed on the main market of the Warsaw Stock Exchange in Warsaw, Poland. We design, develop and manufacture professional lighting solutions.

Our products are present on both the domestic and foreign markets. We are a leading Polish exporter in lighting industry, present at ca. 70 markets worldwide. Since 32 years, we respond to the needs of our demanding customers at home and abroad with unflagging passion and commitment.

We provide technologically advanced solutions in the field of Architectural, Office & Industrial Lighting. Our Workplace Lighting systems are especially appreciated in Western Europe and Scandinavia, where they are considered professional and high-quality products.

32+

**Years of experience**



---

**We constantly expand  
and modernize our production lines.**

Środa Wielkopolska, Poland



# Values

## 01 / 04 — **Passion and professionalism**

Our company was born out of fascination with light. For 32 years of running our business, we have gained knowledge and competences, thanks to which we can design and manufacture even the most complex lighting systems

## 02 / 04 — **Inspiration and design**

We make sure that our products are distinguished not only by the best parameters, but also by unique design. We believe that the space that surrounds us has a real impact on our well-being. We create our products having the above in mind.

## 03 / 04 — **Innovation and development**

We offer technologically advanced solutions. We constantly invest in the development of our research centre and state-of-the-art production lines. We develop dynamically with the advancement of technology.

## 04 / 04 — **Sustainable development**

We have placed environmental management at the heart of our business, implementing a system that minimises any negative impact on the natural environment. We are ISO 14001 certified.



Design perfectly  
Create consistently  
Offer comprehensively  
Hit precisely

In the design of new luminaires our employs the latest technological achievements. We create luminaires based on electronic systems from renowned producers that enable considerable energy saving and improve the quality of illumination.

We use the latest generation of energy-efficient fluorescent lamps and light-emitting diodes as the sources of light. This translates into measurable economic and environmental benefits.

Our Research and Development Department specialists keep working on raising the quality standards. Our luminaires comply with the international certification standards that guarantee high efficiency, long life of the product and energy saving.



---

**We are responsible  
for the highest quality of lighting.**

## Industrial lighting

Tytan LED Pro	22	Oculus LED Mini UGR	52
Tytan Multi LED	23	Oculus LED P1	53
Tytan 2 LED	24	Oculus LED P2	54
Tytan 2 LED Endura	25	Hulk 2 LED Basic	56
Tytan 2 LED Hall	26	Hulk 2 LED Mini Basic	57
Tytan 2 LED Chemo	27	Quest 2 LED HB	60
Tytan 2 LED 24-48V	28	Quest 2 LED Endura HB	61
Tytan 2 LED Basic	29	Quest 2 LED	62
Tytan 2 LED Basic Multi	30	Vigo M LED	64
Industry Slim LED	32	Flato FL LED	65
Industry IP66 LED	34		
Industry IP66 LED Endura	35		
Industry IP66 LED MR	36		
Industry 2 LED	37		
Industry IP40 LED	38		
Linea 2 LED	39		
Linea 3 LED	40		
Tube LED Evo 2	42		
Mimo 2 LED	43		
Oculus LED	48		
Oculus LED UGR	49		
Oculus LED Endura	50		
Oculus LED Mini	51		

## Architectural lighting

Sizzano	70	Arto 2 LED	112
Solanto - suspended	72	Terra 2 LED	113
Solanto - surface	74	Terra 2 LED Long	114
Solanto Duo	76		
Solanto Quattro	78		
Baris 40 LED - surface	84		
Baris 40 LED - suspended	85		
Baris 40 LED UGR	86		
Baris 40 LED Bracket	88		
Baris 52 LED - suspended	90		
Baris 52 LED - surface	92		
Baris 52 LED - recessed	93		
Baris 52 LED X/T/L	94		
Baris 52 LED SM - recessed	96		
Baris 52 LED Bracket	98		
Expo Adjust	100		
Tripact LED	104		
Corpact LED	105		
Solpact LED	106		
Lungo LED	107		
Piatto LED 610	108		
Piatto LED 340	109		
Elegante LED System	110		



## Office lighting


SQ 600 LED	120	Capella LED Plus	131
SQ 300 LED Plus	121	Coria LED	132
Madera 3 LED	122	Tablo LED - recessed	133
Compact LED Evo - recessed	124	Tablo LED	136
Compact LED Evo - surface	125	Doblo LED	137
Compact LED Evo 1200	126	Indo PLX LED Evo	138
Compact Solid LED	127	Plano LED Evo	139
Compact LED Evo - suspended	128	Vespo LED	140
Compact LED Evo 1200	129	Vector 3 LED	141
Madera Altus LED Evo	130		

## Investment lighting / downlights

SQ 160 LED Plus - surface	146	RQ 100 LED Plus - recessed	152
SQ 160 LED Plus - recessed	147	Swing LED Evo	154
RQ 160 LED Plus - surface	148	DL 220 LED Evo	155
RQ 160 LED Plus - recessed	149	DLN 220 LED Evo	156
SQ 100 LED Plus - surface	150	Nectra LED Plus	157
SQ 100 LED Plus - recessed	151		

## Investment lighting / bulkheads

Dione LED Plus	164
Dione LED Plus Multi	165
Dione LED Plus Asymmetric	166
Capella LED Plus	170
Capella LED Plus IoT	171
Proxima LED Evo Plus	172
Camea LED Evo 2	173
Camea Pro LED Evo	174
Phobos LED	175
Gamma LED	176
Gamma LED Basic	177
Mercury LED	178
Deimos LED Plus	179
Saturn LED	180
Coral LED Evo Plus	181
Callisto LED Evo	182
Teo LED	183
Portal LED Basic	186
Square LED Basic	187
Vega LED	188
Point LED	189
Oval LED	190
Oval LED Evo	191
Oval LED Basic	192



## Street lighting

Tiara LED Pro	200	Astra LED	208
Tiara LED	201	Astra LED 12-24V	209
Corona Street LED Evo 2 Pro	202	Mitra LED	210
Corona Street LED Evo 2	203	Mitra LED Basic	211
Corona Street LED Evo	204	Leo Park LED	212

## Medical lighting

Compact LED Hygienic	218	Labo LED	221
Compact LED Evo IP65	219	Labo LED 1200x600	224
Compact LED Evo 1200 IP65	220	Labo LED 1200x300	225

## Bactericidal and virucidal lamps

UV-C Sterilon Hepa	234	UV-C Sterilon Max	244
UV-C Sterilon Flow	235	UV-C Sterilon Clean	245
UV-C Sterilon Flow Premium	236	UV-C Sterilon Square PP	248
UV-C Sterilon Air	238	UV-C Sterilon Square Hepa	250
UV-C Sterilon Air Light	239	UV-C Sterilon Square Hepa 2	251
UV-C Sterilon Car	240	UV-C Sterilon Square	252
UV-C Sterilon Air Z1	242	UV-C Sterilon	254
UV-C Sterilon Air Light Z4	243		

## Investment lighting / emergency

Dot CS LED	258
Dot CR LED	259
Lumax S LED	260

## Intelligent light management system

Clue City	264	DIMM 1-10V control	268
Clue In	266	PIR - Passive infrared sensor	268
Dali / Dali 2	268	Tunable white	269
Internet of things - IoT	268	Radio motion sensor	269
Corridor function	268	Lighting Control System	269

## Accessories

Industrial lighting	270
Office & architectural lighting	274
Street lighting	275

## Technical symbols

Maximum luminous flux per watt	max. 178 lm/W
Ingress protection class	IP66
Impact resistance class	IK10
Insulation protection class 1, 2, 3	I, II, III

**CE** ALL OUR PRODUCTS MEET  
EUROPEAN STANDARDS

Photos presented in the catalogue are illustrative and may differ from a real product appearance. Manufacturer reserves its right to change technical data of products without prior information.

Date of publication: 01.03.2022

# Industrial lighting

■





# Your top choice for industry

Tytan LED family is an industrial luminaire dedicated to LED technology. It represents the next generation of luminaires, distinguished by extremely high luminous efficiency and characterised by the highest energy saving and excellent technical parameters.

The luminaire's heart is a highly efficient LED light module with a lifetime of over 196.000h. Tytan LED Pro is distinguished by exceptional, reaching 178 lm/W, efficiency on the market. It emits light of high homogeneity (SDCM  $\leq 3$ ) and is characterised by IK09 mechanical impact resistance and IP67 ingress protection.

**178** max.  
lm/W

**196** Lifespan  
.000 h



## Tytan LED family




different variants

- 01 **Tytan LED Pro**  
Highest quality & top performance
- 02 **Tytan Multi LED**  
4-step luminous flux & power regulation
- 03 **Tytan 2 LED**  
Versatility of applications
- 04 **Tytan 2 LED Endura**  
Thermal resistance means more options
- 05 **Tytan 2 LED Hall**  
Narrow light distribution
- 06 **Tytan 2 LED Chemo**  
Chemical resistance thanks to PCT-G
- 07 **Tytan 2 LED 24-48V**  
Luminaire for low voltage installations
- 08 **Tytan 2 LED Basic**  
Excellent price-quality ratio
- 09 **Tytan 2 LED Basic Multi**  
Excellent price-quality ratio and even more

---

## Non-standard solutions allow the customer to make even better use of the lamp.

Efficiency and innovation



**Adjusting the luminaire to the dedicated space are the result of thinking and designing focused on the satisfaction and benefits of the investor, contractor and user of the product.**

The MULTI function allows you to independently control the power and luminous flux of the luminaire. The dedicated microswitch allows to independently choose the level of luminous flux/luminaire power. The priority may be to obtain a sufficiently high value of the luminous flux or to save electricity. This solution is especially practical in places where the use of the illuminated space changes, and along with it, the standards and lighting needs change.

The Tytan LED family uses an innovative solution consisting in integrating the diffuser with the LED module. As a result, the assembly and quick replacement of the entire light module is facilitated. This is especially important in the case of service or efficient modernisation of lamps over the years - changes to more modern solutions, without the need to disassemble the entire lamps.

16  
combinations



### Easy replace LED module

Suspended diffuser integrated with a mounting panel saves time and increases working comfort of installers and service workers.



### More control with multi function

Thanks to dedicated microswitch, the MULTI function allows you to independently control the power and luminous flux of the luminaire.



### 100 mm mounting tolerance

Adjustable brackets with a mounting tolerance of +/- 50 mm to facilitate and speed up the process of surface mounting



### Quick connectors

Rapid-A and Rapid-D versions enables an extremely fast and easy power feed and does not require opening the luminaire.

# design

## R&D process

Designing the second generation of successful luminaires has been a big challenge I had to face. Customer expectations for the product are huge. Quality, energy efficiency, safety and ergonomics are not enough.

These were provided by the first generation of Tytan Led. The next one must bring added value.

In the course of research and searching for the best solutions – with the use of more effective LEDs – I was able to obtain greater efficiency and luminous flux at the same power.

As a result, the customer will receive a product that is proven and appreciated on the market with even better parameters and savings in the operation process.



Michał Jaraczewski, Designer





## Tytan LED Pro

max. 178 lm/W IP67 IK09 |

Light source:	LED module
Nominal power range [W]:	13, 24, 29, 33, 40, 47, 59, 70
Luminous flux range [lm]:	2500, 4350, 5450, 6300, 7500, 8700, 10900, 12000
Colour temperature [K]:	4000
Mounting version:	surface, suspended

Material of the body:	PC
Colour of the body:	grey
Diffuser material:	PC
Diffuser type:	MAT
Dimensions A/B/C [mm]:	1152/85/80, 1432/85/80

### Features:

- Very high efficiency >170 lm/W
- High ingress protection and impact resistance
- Easy and fast assembly
- Replaceable light module
- Branded components, INOX clips
- Large range of mounting tolerance +/- 50 mm



## Tytan Multi LED


max. 175 lm/W IP67 IK09 |

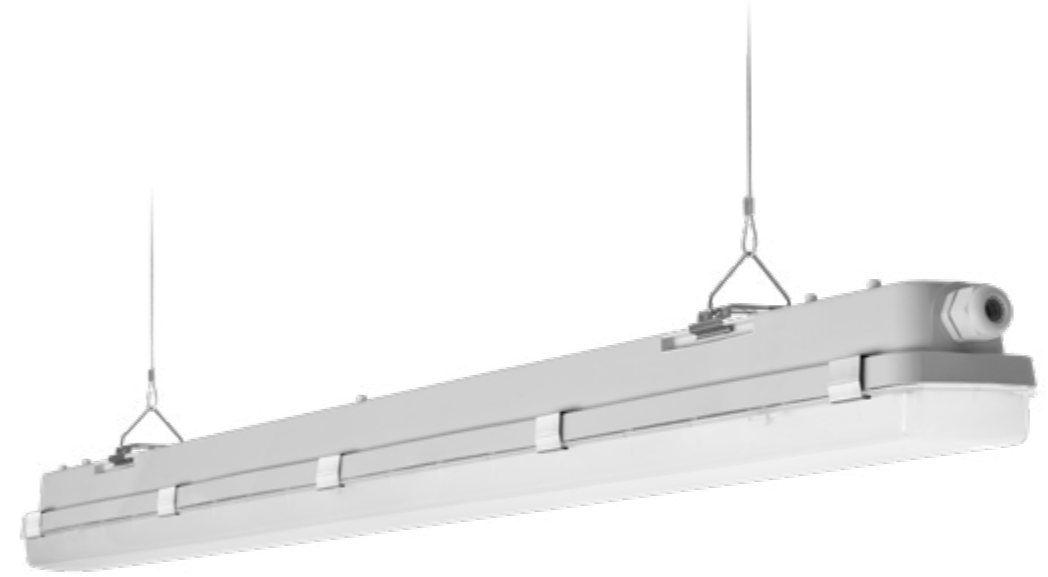
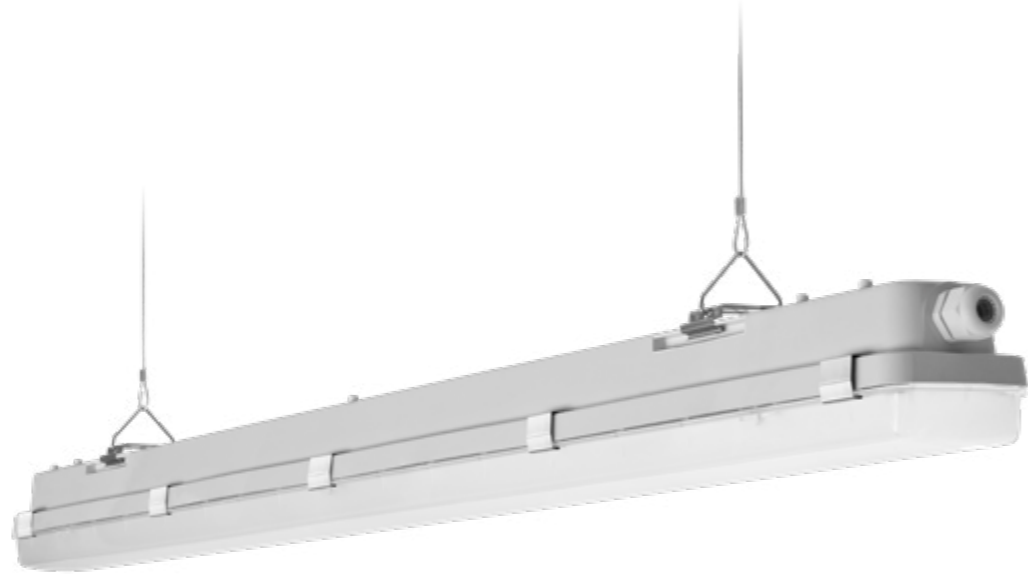
Light source:	LED module
Nominal power range [W]:	13 - 24, 16 - 29, 26 - 47, 33 - 59
Luminous flux range [lm]:	2500 - 4350, 3150 - 5450, 5000 - 8700, 6300 - 10900
Colour temperature [K]:	4000
Mounting version:	surface, suspended

Material of the body:	PC
Colour of the body:	grey
Diffuser material:	PC
Diffuser type:	MAT
Dimensions A/B/C [mm]:	1152/85/80, 1432/85/80

### Features:

- Power and luminous flux can be adjusted
- Very high efficiency >170 lm/W
- Save stock space
- High energy saving
- High ingress protection
- Replaceable light module





## Tytan 2 LED

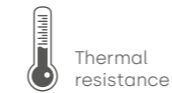
max. 161 lm/W IP66 IK09 I, II

Light source:	LED module
Nominal power range [W]:	16, 28, 35, 42, 47, 55, 69
Luminous flux range [lm]:	2650 - 11300
Colour temperature [K]:	3000, 4000, 5000
Mounting version:	surface, suspended

Material of the body:	PC
Colour of the body:	grey
Diffuser material:	PC
Diffuser type:	MAT
Dimensions A/B/C [mm]:	1152/85/80, 1432/85/80

### Features:

- Very high efficiency
- High ingress protection
- High impact resistance
- Replaceable light module
- High uniformity of light SDCM ≤3
- Wide range of available luminous fluxes



## Tytan 2 LED Endura


max. 155 lm/W IP66 IK09 I

Light source:	LED module
Nominal power range [W]:	28, 35, 43, 49, 55, 69
Luminous flux range [lm]:	4750, 5950, 7050, 8200, 9050, 11300
Colour temperature [K]:	4000
Mounting version:	surface, suspended

Material of the body:	PC
Colour of the body:	grey
Diffuser material:	PC
Diffuser type:	MAT
Dimensions A/B/C [mm]:	1152/85/80, 1432/85/80

### Features:

- Operation in high +60° and low temperatures -40°
- Branded components, INOX clips
- Large range of mounting tolerance +/- 50 mm
- High impact resistance
- High efficiency
- Available service parts, replaceable light module



NEW



## Tytan 2 LED Hall

max. 144 lm/W IP66 IK09 |

Light source:	LED module
Nominal power range [W]:	55, 58, 69, 72
Luminous flux range [lm]:	8200, 8250, 8350, 10200, 10300, 10400
Colour temperature [K]:	4000
Mounting version:	surface, suspended

Material of the body:	PC
Colour of the body:	grey
Diffuser material:	PC
Diffuser type:	transparent
Dimensions A/B/C [mm]:	1152/85/80, 1432/85/80

**Features:**

- High efficiency
- Designed for high storage premises
- Available service parts
- Assembly up to 12 m high
- 3 types of light distributions to choose from
- Replaceable light module



## Tytan 2 LED Chemo


max. 155 lm/W IP66 IK09 |

Light source:	LED module
Nominal power range [W]:	28, 35, 47, 69
Luminous flux range [lm]:	4550, 5650, 7850, 11300
Colour temperature [K]:	4000
Mounting version:	surface, suspended

Material of the body:	ABS
Colour of the body:	grey
Diffuser material:	PCT-G
Diffuser type:	MAT
Dimensions A/B/C [mm]:	1152/85/80, 1432/85/80

**Features:**

- Body resistant to ammonia recommended for use in animal husbandry
- Very high ingress protection
- Easy and fast assembly
- High impact resistance
- Replaceable light module





## Tytan 2 LED 24-48V


max. 123 lm/W IP66 IK09 III

Light source:	LED module
Nominal power range [W]:	19
Luminous flux range [lm]:	2750
Colour temperature [K]:	4000
Mounting version:	surface, suspended

Material of the body:	PC
Colour of the body:	grey
Diffuser material:	PC
Diffuser type:	MAT
Dimensions A/B/C [mm]:	1152/85/80

### Features:

- Very high ingress protection
- Easy and fast assembly
- Dedicated to safe, low voltage supply 24-48V AC/DC
- High impact resistance
- Replaceable light module



## Tytan 2 LED Basic


max. 133 lm/W IP66 IK09 I

Light source:	LED module
Nominal power range [W]:	30, 43, 44, 50, 52, 75
Luminous flux range [lm]:	3900 - 10000
Colour temperature [K]:	4000
Mounting version:	surface, suspended,

Material of the body:	PC
Colour of the body:	grey
Diffuser material:	PC
Diffuser type:	MAT,
Dimensions A/B/C [mm]:	1152/85/80, 1432/85/80

### Features:

- High energy saving
- Very high ingress protection
- High impact resistance
- Value for money
- Replaceable light module
- Polish manufacturer – availability of spare parts





## Tytan 2 LED Basic Multi


max. 140 lm/W IP66 IK09 |

Light source:	LED module
Nominal power range [W]:	19 - 33, 23 - 40, 30 - 53, 34 - 62
Luminous flux range [lm]:	2500 - 3850, 3050 - 4750, 4200 - 6300, 4800 - 7300
Colour temperature [K]:	4000
Mounting version:	surface, suspended

Material of the body:	PC
Colour of the body:	grey
Diffuser material:	PC
Diffuser type:	MAT
Dimensions A/B/C [mm]:	1152/85/80, 1432/85/80

### Features:

- Power and luminous flux can be adjusted
- Save stock space
- High energy saving
- High impact resistance
- High ingress protection
- Replaceable light module



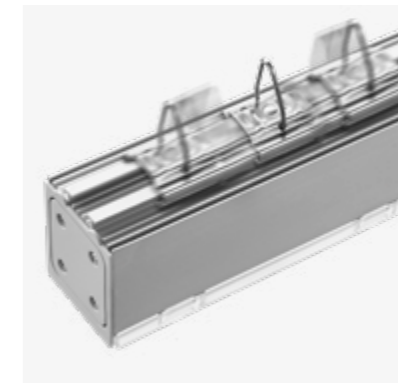
Underground garage in Apartment Park Nowe Ptasie - Katowice





**Compact dimensions**

Smaller sizes mean additional financial benefits, due to logistical and warehousing issues.



**Aluminium housing**

Robust luminaire housing made of aluminium, which dissipates heat and significantly weight is significantly reduced.

**Industry Slim LED**


max. 163 lm/W IP66 |

Light source:	LED module
Nominal power range [W]:	23 - 59
Luminous flux range [lm]:	2500 - 9250
Colour temperature [K]:	4000
Mounting version:	surface, suspended

Material of the body:	aluminium
Colour of the body:	grey
Diffuser material:	PC
Diffuser type:	PC
Dimensions A/B/C [mm]:	621/50/75, 651/50/75

**Features:**

- Solid aluminium housing
- Compact dimensions - 600 mm
- High impact resistance IP66
- Quick connector for safe and quick mounting
- 5 different light distributions



**Quick installation**

Thanks to the well-designed construction, the installer has an easy access to the board with the electrical block and the driver. Significantly simplifies the assembly process



**Five light distributions**

In order to adapt the lamp to the purpose of a given object and different expectations placed on lighting, the designer has designed several light distributions.



## Industry IP66 LED

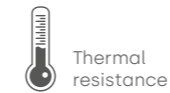

max. 163 lm/W IP66 IK08 |

Light source:	LED module
Nominal power range [W]:	14, 23, 26, 46, 67, 83, 85, 106, 170, 212
Luminous flux range [lm]:	2150 - 34000
Colour temperature [K]:	4000
Mounting version:	surface, suspended

Material of the body:	aluminium
Colour of the body:	grey
Diffuser material:	glass
Diffuser type:	transparent, PRM, MAT
Dimensions A/B/C [mm]:	1150/55/55, 1450/55/55, 1250/135/104, 1550/135/55

### Features:

- Aluminium body and diffuser made of tempered glass
- Quick connector for safe and quick mounting
- Mounting bracket on the entire length
- Slim luminaire – does not collect dirt
- Dedicated to harsh industrial conditions
- 3 types of light distribution, dedicated to high rooms



## Industry IP66 LED Endura


max. 161 lm/W IP66 IK08 |

Light source:	LED module
Nominal power range [W]:	54, 62
Luminous flux range [lm]:	8900, 10500
Colour temperature [K]:	4000
Mounting version:	surface, suspended

Material of the body:	aluminium
Colour of the body:	grey
Diffuser material:	glass
Diffuser type:	transparent
Dimensions A/B/C [mm]:	1150/63/55, 1450/63/55

### Features:

- Dedicated to work in very high temperatures
- Aluminium body and diffuser made of tempered glass
- Very high ingress protection
- High impact resistance
- Dedicated to harsh industrial conditions
- Quick connector for safe and quick mounting






## Industry IP66 LED MR

max. 148 lm/W | IP66 | IK08 |

Light source:	LED module	Material of the body:	aluminium
Nominal power range [W]:	255, 318, 424	Colour of the body:	grey
Luminous flux range [lm]:	35900 - 68000	Diffuser material:	glass
Colour temperature [K]:	4000	Diffuser type:	transparent
Mounting version:	suspended	Dimensions A/B/C [mm]:	1173/205/125, 1473/205/125, 1473/273/170

### Features:

- Aluminium body and diffuser made of tempered glass
- High impact resistance
- Dedicated to harsh industrial conditions
- Very high luminous flux up to 68.000 lm
- 3 types of light distribution, dedicated to high rooms



## Industry 2 LED

max. 161 lm/W | IP23 | IK07 |

Light source:	LED module	Material of the body:	galvanized steel sheet
Nominal power range [W]:	45, 61, 66, 76, 91, 106, 134, 147	Colour of the body:	silver
Luminous flux range [lm]:	6800 - 23600	Diffuser material:	PC
Colour temperature [K]:	4000	Diffuser type:	MAT
Mounting version:	surface, suspended	Dimensions A/B/C [mm]:	1210/137/70, 1490/137/70, 1490/190/70

### Features:

- Wide range of luminous flux from 6.800 to 24.000 lm
- High ergonomics and easy mounting
- Body made of galvanized sheet resistant to environmental conditions
- 3 types of light distributions to choose from
- High luminous efficacy
- Suspended mounting panel





## Industry IP40 LED


max. 148 lm/W IP40 IK06 |

Light source:	LED module
Nominal power range [W]:	50, 73, 118
Luminous flux range [lm]:	7600, 10530, 17450
Colour temperature [K]:	4000
Mounting version:	surface, suspended

Material of the body:	aluminium
Colour of the body:	grey
Diffuser material:	PC
Diffuser type:	MAT
Dimensions A/B/C [mm]:	1680/52/42

### Features:

- High efficiency
- Aluminium body
- Fast mounting
- Luminous flux up to 17.000 lm
- Good value for money



## Linea 2 LED


max. 157 lm/W IP20 IK06 |

Light source:	LED module
Nominal power range [W]:	14, 24, 28, 36, 48, 51, 72, 73, 102, 146
Luminous flux range [lm]:	2250 - 22100
Colour temperature [K]:	4000
Mounting version:	surface, suspended

Material of the body:	aluminium
Colour of the body:	grey
Diffuser material:	PC
Diffuser type:	MAT
Dimensions A/B/C [mm]:	1680/52/42; 3360/52/42

### Features:

- Product for creating light lines
- It shines along the entire length of the luminaire
- 3 types of light distribution,
- Wide range of luminous flux
- Easy and fast assembly
- Robust aluminium body



NEW



## Linea 3 LED



max. 144 lm/W IP40 IK06 |

Light source:	LED module
Nominal power range [W]:	15, 25, 30, 38, 51, 54, 76, 77, 108, 155
Luminous flux range [lm]:	2150, 3600, 4300, 5300, 7100, 7600, 10500, 15200, 21000
Colour temperature [K]:	4000
Mounting version:	suspended, surface


Material of the body:	aluminium
Colour of the body:	grey
Diffuser material:	PC
Diffuser type:	MAT
Dimensions A/B/C [mm]:	1680/52/41; 3360/52/41

### Features:

- Product for creating light lines
- It shines along the entire length of the luminaire
- 3 types of light distribution,
- Wide range of luminous flux
- Tool - free assembly
- Replaceable light module



Application of Linea 3 LED in supermarket.



## Tube LED Evo 2

max. 121 lm/W IP65 IK08 I, II

Light source:	LED module
Nominal power range [W]:	14, 21, 28, 36
Luminous flux range [lm]:	1350 - 4200
Colour temperature [K]:	4000
Mounting version:	surface, suspended

Material of the body:	PC
Colour of the body:	silver, black
Diffuser material:	PC
Diffuser type:	transparent
Dimensions A/B/C [mm]:	785/45/42/, 1065/45/42/, 1346/45/42, 1626/45/42

### Features:

- Universal application, modern design
- Very high ingress protection
- High impact resistance
- For office and warehouse
- Slim design – elegant and matching any interior



## Mimo 2 LED

max. 150 lm/W IP66 IK06 II


— Available basic standard version

Light source:	LED module
Nominal power range [W]:	13, 23, 30
Luminous flux range [lm]:	2050, 3600, 5000
Colour temperature [K]:	3000, 4000
Mounting version:	surface, suspended

Material of the body:	PC
Colour of the body:	white
Diffuser material:	PC
Diffuser type:	MAT
Dimensions A/B/C [mm]:	1230/45/50, 1510/45/50, 670/45/50

### Features:

- Very high ingress protection
- Low weight
- Assembly tolerance over the entire length
- Cables connected in 19 seconds without tools
- Through-wiring versions



# Highly efficient high-bay

We present modern HIGH-BAY luminaire constituting a new generation of luminaires dedicated to LED technology. Due to the use of highly efficient diodes, it is distinguished by very high luminous flux up to 49200 lm and luminous efficiency up to 176 lm/W. Its undeniable, noteworthy advantages include: durability, energy efficiency and ability to work in high temperatures up to 60°C and 75°C (Endura version).

Oculus LED is a great solution not only for large-format warehouse halls and logistics centres, but also a solution that will work well in demanding production conditions with high humidity, dust or temperature. Due to its high ingress protection, it can be mounted outside of buildings.

The luminaire uses a modern optical system. It is available in two versions. One with a glass diffuser (105° light distribution) and the other with a diffuser made of polycarbonate. The polycarbonate version can be delivered with a smooth diffuser (105° distribution) or a diffuser with an integrated linear lens matrix (55°, 75° light distribution).

**176** max.  
lm/W

**196** Lifespan  
.000 h



## Oculus LED family

07


different variants

- 01 **Oculus LED**  
Very high luminous flux
- 02 **Oculus LED UGR**  
Reduced glare level UGR <22
- 03 **Oculus LED Endura**  
Environment with high ambient temperature
- 04 **Oculus LED Mini**  
Compact size (diameter 32 cm)
- 05 **Oculus LED Mini UGR**  
Reduced glare level UGR <22
- 06 **Oculus LED P1**  
Mounting on the pole
- 07 **Oculus LED P2**  
Mounting to the crossbar & surface


---

## Perfect heat dissipation management inspired by nature.

When designing Oculus LED, we went one step further.



The luminaire structure and materials used for its construction ensure excellent heat management. Due to the conduction and convection effects as well as the designed shapes and surface finish, heat is effectively removed from the luminaire, guaranteeing optimal thermal conditions for the operation of the power supply system.



**Special body shape**

The shape of the body with an integrated, effective heat sink and high-quality materials ensure maximum heat dissipation from the LED module.



**Power supply system**

The driver's external compartment, separated from the body, guarantees optimal thermal working conditions for the power supply system.



75°

**Maximum temperature**

Solutions concerning the luminaire's heat management have been modelled on natural phenomena. The heat sink design – based on branched architecture to dissipate heat as efficiently as possible – is inspired by the shape of plants.





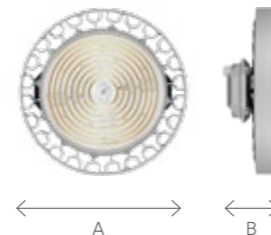
## Oculus LED

max. 176 lm/W IP66 IK09 IK07 |

Light source:	LED module	Material of the body:	powder coated aluminium
Nominal power range [W]:	72, 73, 101, 104, 126, 141, 146, 206, 294	Colour of the body:	grey
Luminous flux range [lm]:	12250 - 49200	Diffuser material:	PC, tempered glass
Colour temperature [K]:	4000, 5700	Diffuser type:	transparent,
Mounting version:	suspended	Dimensions A/B [mm]:	Ø371/106

### Features:

- Very high working temperature up to +60 degrees Celsius
- High luminous flux: up to 49.000 lm
- Very high efficiency even 170 lm/W
- Robust aluminium body, designed for effective heat dissipation
- 3 types of light distribution and version with a tempered glass diffuser
- Quick connector – mounting is faster and cheaper




## Oculus LED UGR

max. 153 lm/W IP66 IK09 IK07 |

Light source:	LED module	Material of the body:	powder coated aluminium
Nominal power range [W]:	74, 109, 129, 151, 218	Colour of the body:	grey
Luminous flux range [lm]:	11300, 15900, 18700, 21500, 28800	Diffuser material:	PC
Colour temperature [K]:	4000	Diffuser type:	transparent
Mounting version:	suspended, surface	Dimensions A/B [mm]:	Ø370/107

### Features:

- Highbay with reduced glare effect. UGR < 20, <22
- High luminous efficiency of up to 154lm/W
- Very high working temperature up to +60 degrees Celsius.
- Robust aluminium body, designed for effective heat dissipation
- Quick connector – mounting is faster and cheaper





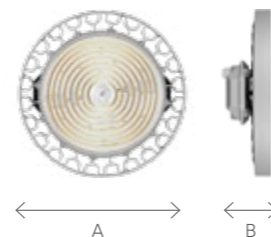
## Oculus LED Endura

max. 140 lm/W IP66 IK09 IK07 |

Light source:	LED module	Material of the body:	powder coated aluminium
Nominal power range [W]:	203	Colour of the body:	grey
Luminous flux range [lm]:	28300, 27000, 26600	Diffuser material:	PC, tempered glass
Colour temperature [K]:	4000	Diffuser type:	transparent
Mounting version:	suspended	Dimensions A/B [mm]:	Ø371/106

### Features:

- The luminaire is dedicated to work in very high temperatures up to +75 degrees Celsius
- Robust aluminium body, designed for effective heat dissipation
- Branded components
- Dedicated to harsh industrial conditions
- Polish manufacturer – availability of spare parts



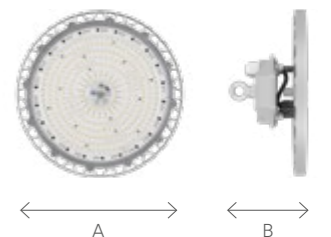
## Oculus LED Mini

max. 167 lm/W IP66 IK09 |

Light source:	LED module	Material of the body:	powder coated aluminium
Nominal power range [W]:	72, 73, 101, 104, 126, 141, 146	Colour of the body:	grey
Luminous flux range [lm]:	11300, 15900, 18700, 21500	Diffuser material:	PC
Colour temperature [K]:	3000, 4000, 5000, 5700	Diffuser type:	transparent
Mounting version:	suspended, surface	Dimensions A/B [mm]:	Ø320/107

### Features:

- High working temperature +45 degrees Celsius
- High luminous efficiency
- Robust aluminium body, designed for effective heat dissipation
- Very high ingress protection
- Quick connector – mounting is faster and cheaper



NEW



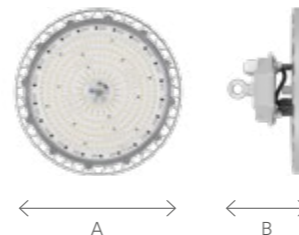
## Oculus LED Mini UGR

max. 153 lm/W IP66 IK09 |

Light source:	LED module	Material of the body:	aluminium
Nominal power range [W]:	74, 109, 129, 151	Colour of the body:	grey
Luminous flux range [lm]:	11300, 15900, 18700, 21500	Diffuser material:	PC
Colour temperature [K]:	3000, 4000, 5000, 5700	Diffuser type:	transparent
Mounting version:	suspended, surface	Dimensions A/B/C [mm]:	Ø320/110

### Features:

- Highbay with reduced glare effect. UGR < 20, <22
- High luminous efficiency of up to 154lm/W
- High working temperature +45 degrees Celsius
- Robust aluminium body, designed for effective heat dissipation
- Quick connector – mounting is faster and cheaper



## Oculus LED P1

max. 160 lm/W IP66 IK09 |

Light source:	LED module	Material of the body:	powder coated aluminium
Nominal power range [W]:	146, 206, 294	Colour of the body:	grey
Luminous flux range [lm]:	25500, 34650, 47500	Diffuser material:	PC
Colour temperature [K]:	4000, 5700	Diffuser type:	transparent
Mounting version:	on the pole	Dimensions A/B/C [mm]:	Ø371/106

### Features:

- Luminaire dedicated to mounting on a pole
- Robust aluminium body, designed for effective heat dissipation
- High luminous flux: up to 49,000 lm
- Very high ingress protection
- Quick connector – mounting is faster and cheaper





## Oculus LED P2

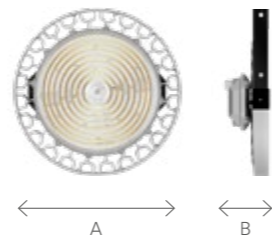
max. 160 lm/W IP66 IK09 |

Light source:	LED module
Nominal power range [W]:	104, 126, 146, 206, 294
Luminous flux range [lm]:	18300, 21950, 34650, 47500
Colour temperature [K]:	4000, 5700
Mounting version:	to the crossbar, surface

Material of the body:	powder coated aluminium
Colour of the body:	grey
Diffuser material:	PC
Diffuser type:	transparent
Dimensions A/B [mm]:	Ø371/106

### Features:

- Luminaire dedicated to mounting on a pole
- Robust aluminium body, designed for effective heat dissipation
- High luminous flux: up to 49,000 lm
- Very high ingress protection
- Quick connector – mounting is faster and cheaper



Application of Oculus LED - Hydroponic cultivation.



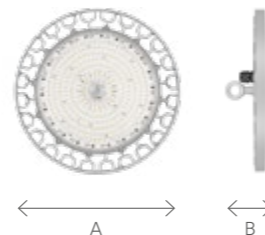
## Hulk 2 LED Basic

max. 104 lm/W | IP66 | IK09 |

Light source:	LED module	Material of the body:	powder coated aluminium
Nominal power range [W]:	119, 162	Colour of the body:	grey
Luminous flux range [lm]:	13700, 19300	Diffuser material:	PC
Colour temperature [K]:	4000	Diffuser type:	transparent
Mounting version:	surface, suspended	Dimensions A/B [mm]:	Ø371/35

### Features:

- Very high power factor 0.99 (low capacitive reactive power)
- Polish manufacturer
- Availability of spare parts
- Robust aluminium body, designed for effective heat dissipation
- Quick connector – mounting is faster and cheaper



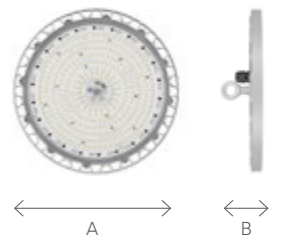
## Hulk 2 LED Mini Basic

max. 109 lm/W | IP66 | IK09 |

Light source:	LED module	Material of the body:	powder coated aluminium
Nominal power range [W]:	137, 151	Colour of the body:	grey
Luminous flux range [lm]:	13500, 16400	Diffuser material:	PC
Colour temperature [K]:	4000	Diffuser type:	transparent
Mounting version:	surface, suspended	Dimensions A/B [mm]:	Ø320/42

### Features:

- Very high power factor 0.99 (low capacitive reactive power)
- Robust aluminium body, designed for effective heat dissipation
- Polish manufacturer
- Availability of spare parts
- Quick connector – mounting is faster and cheaper




## Quest 2 LED family

We present the Quest 2 LED family of floodlights and high bay lamps. Their greatest asset is their versatility and multiplicity of applications - in accordance with the designer's vision, which assumed differentiation of individual variants of this lamp so as to be able to dedicate them to many places and objects.

Examples of application:

- industrial halls and warehouses
- ramps and infrastructure around the halls
- internal roads, parking lots
- market, show and sports halls
- sports fields and stadiums
- the facade of architectural objects
- historic buildings, monuments, billboards
- temporary lighting at a construction site
- emergency lighting in places where services work

Quest 2 LED lamps are characterized by high energy efficiency, reducing CO<sub>2</sub> emissions and allowing up to 65% savings compared to lamps fitted with traditional light sources.



Floodlight




High-bay

IT WILL  
ILLUMINATE  
ANY SPACE



NEW



## Quest 2 LED HB

max. 140 lm/W IP66 IK09 |


Light source:	LED module	Material of the body:	aluminium
Nominal power range [W]:	108, 145, 216, 290	Colour of the body:	anthracite grey
Luminous flux range [lm]:	14000 - 61800	Diffuser material:	tempered glass
Colour temperature [K]:	4000, 5700	Diffuser type:	transparent
Mounting version:	suspended, surface	Dimensions:	see datasheet

### Features:

- Quick connector – mounting is faster and cheaper
- Solid aluminium body
- 5 types of light distribution
- Branded components
- Very high luminous flux up to 61.800 lm
- High impact resistance



NEW



Thermal resistance

## Quest 2 LED Endura HB

max. 139 lm/W IP66 IK09 |

Light source:	LED module	Material of the body:	aluminium
Nominal power range [W]:	108, 145, 216, 290	Colour of the body:	anthracite grey
Luminous flux range [lm]:	14700 - 40200	Diffuser material:	tempered glass
Colour temperature [K]:	4000	Diffuser type:	transparent
Mounting version:	suspended, surface	Dimensions:	see datasheet

### Features:

- Very high ingress protection
- Solid aluminium body
- Diffuser made of tempered glass
- Highbay luminaire dedicated to applications in extreme temperatures: -40 to +60 degrees Celsius
- Polish manufacturer – availability of spare parts



NEW



## Quest 2 LED


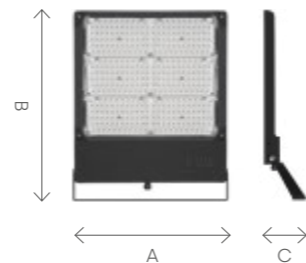
max. 158 lm/W | IP66 | IK09 |

Light source:	LED module
Nominal power range [W]:	27, 41, 54, 68, 82, 108, 109, 122, 145, 182, 184, 210, 243
Luminous flux range [lm]:	3600 - 30900
Colour temperature [K]:	3000, 4000, 5700
Mounting version:	surface

Material of the body:	powder coated aluminium
Colour of the body:	anthracite grey
Diffuser material:	tempered glass
Diffuser type:	transparent
Dimensions A/B/C [mm]:	436/472/79, 437/378/79

### Features:

- Very high ingress protection
- Solid aluminium body
- 5 types of light distribution available
- Quick connector – mounting is faster and cheaper
- Very high efficiency
- Slim aluminium body without heat sink fins – is easy to clean



Application of Quest 2 LED in sports center at the 1st general secondary school in Gliwice.





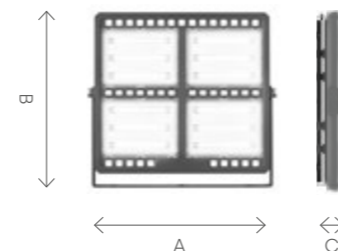
## Vigo M LED

max. 95 lm/W IP65 IK10 |

Light source:	LED module	Material of the body:	aluminium
Nominal power range [W]:	100, 200	Colour of the body:	anthracite grey
Luminous flux range [lm]:	9350, 19000	Diffuser material:	PMMA
Colour temperature [K]:	5000	Diffuser type:	PRM
Mounting version:	surface	Dimensions A/B/C [mm]:	414/235/57, 414/380/57

### Features:

- Very high ingress protection
- Robust aluminium body
- High power, up to 200 W
- Small dimensions
- Very high power factor 0.99 (low capacitive reactive power)




## Flato FL LED

max. 76 lm/W IP44 IK07 ||

Light source:	LED module	Material of the body:	PP
Nominal power range [W]:	17, 41	Colour of the body:	white, grey
Luminous flux range [lm]:	1750, 3800	Diffuser material:	PC
Colour temperature [K]:	4000	Diffuser type:	OPAL
Mounting version:	surface, wall mounted	Dimensions A/B/C [mm]:	285/261/64

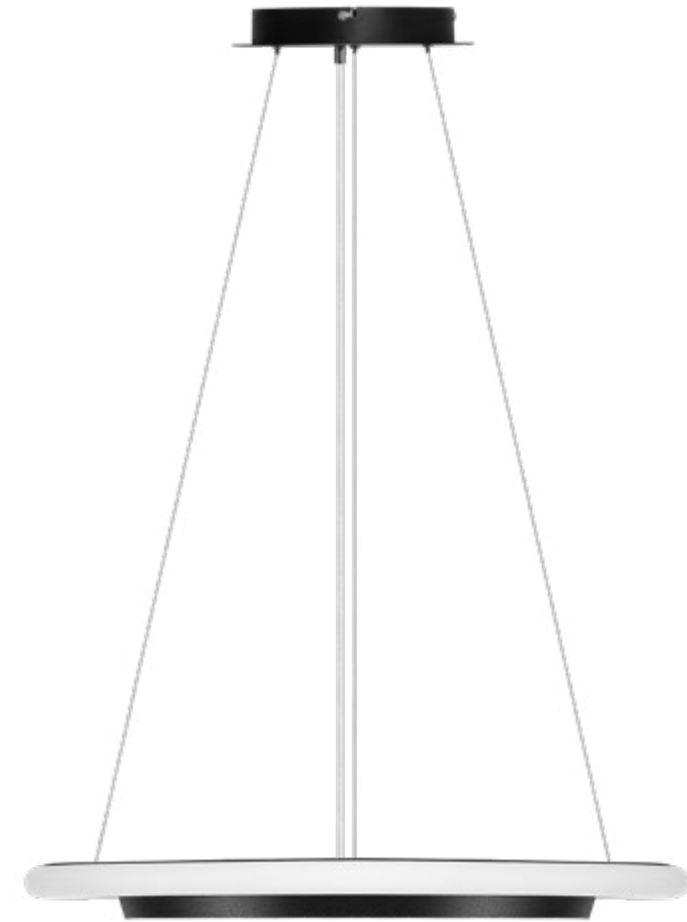
### Features:

- Light and handy
- Impact resistant
- Easy to carry and mount
- Fitted with dusk and motion sensor



# Architectural lighting





For years, Lena Lighting's team of experts has been supporting architects in preparing professional designs and delivering the highest quality lighting systems and lamps.

We use our knowledge and experience to propose the best solutions tailored to your needs, expectations and possibilities. We take on the most ambitious challenges and help realise the most daring visions. We inspire with non-standard ideas and possibilities. We combine the most advanced technology with a sound knowledge of lighting and passion for creation.



reddot winner 2022



Jakub Zarzyński / Projektant

————— **We support** your vision

NEW



reddot winner 2022

## Sizzano

max.  
105 lm/W IP40 |

Light source:	LED module	Material of the body:	PC
Nominal power range [W]:	21 - 37, 32 - 55	Colour of the body:	black
Luminous flux range [lm]:	2000 - 3800, 3100 - 5600	Diffuser material:	PC
Colour temperature [K]:	3000, 4000	Diffuser type:	OPAL
Mounting version:	suspended	Dimensions A/B [mm]:	Ø970/80, Ø630/50

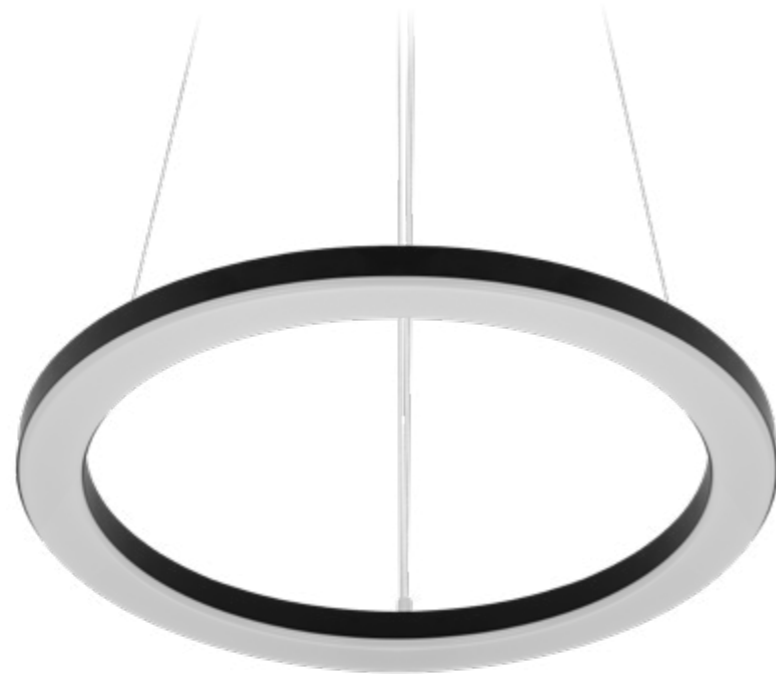
### Features:

- Modern & catchy design
- Perfect light distribution on the diffuser
- Multi versions with adjustable power and flux settings
- Two different diameters
- Versions with DIMM-DALI control available



Application of Sizzano in modern apartment.

NEW



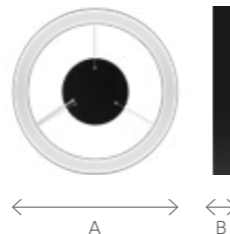
## Solanto

max.  
116 lm/W | IP20 |

Light source:	LED module	Material of the body:	steel
Nominal power range [W]:	30 - 53	Colour of the body:	white, black
Luminous flux range [lm]:	2500 - 6100	Diffuser material:	PS
Colour temperature [K]:	3000, 4000	Diffuser type:	OPAL
Mounting version:	suspended	Dimensions A/B [mm]:	Ø602/32, Ø900/32

### Features:

- Classic circle-shaped design
- Thermoformed diffuser
- Multi versions with adjustable power and flux settings
- Perfect light distribution on the diffuser
- Versions with DIMM-DALI control available



Application of Solanto in beauty & SPA centre.

NEW



## Solanto



max.  
116 lm/W IP20 |

Light source:	LED module
Nominal power range [W]:	30 - 53
Luminous flux range [lm]:	2500 - 6100
Colour temperature [K]:	3000, 4000
Mounting version:	surface

Material of the body:	steel
Colour of the body:	white, black
Diffuser material:	PS
Diffuser type:	OPAL
Dimensions A/B [mm]:	Ø602/68, Ø900/68

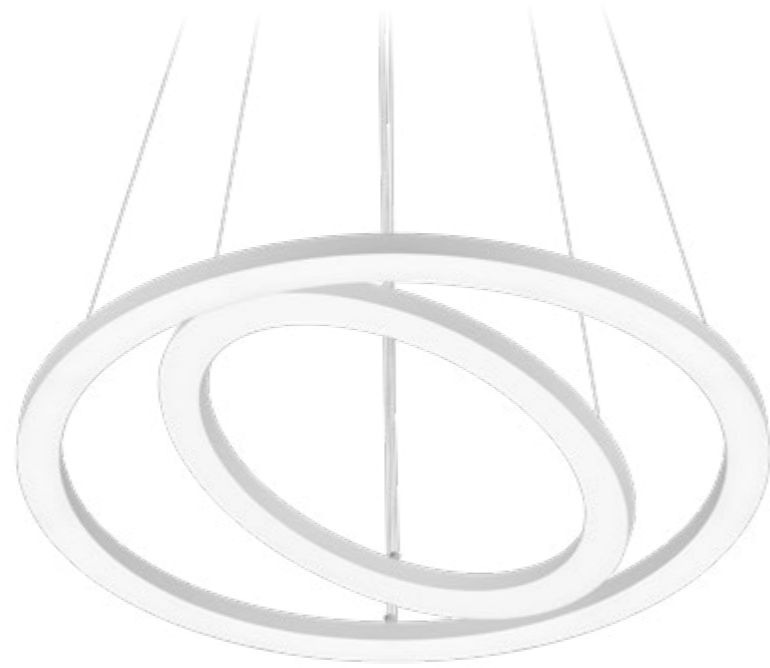
### Features:

- Classic circle-shaped design
- Thermoformed diffuser
- Multi versions with adjustable power and flux settings
- Perfect light distribution on the diffuser
- Versions with DIMM-DALI control available



Application of Solanto in SPA & fitness centre.

NEW



## Solanto Duo

max.  
122 lm/W IP20 |

Light source: LED module

Nominal power range [W]: 26 - 54

Luminous flux range [lm]: 2200 - 6500

Colour temperature [K]: 3000, 4000

Mounting version: suspended

Material of the body: steel

Colour of the body: white, black

Diffuser material: PS

Diffuser type: OPAL

Dimensions A/B [mm]: Ø900/32

### Features:

- Intriguing design
- Thermoformed diffuser
- Multi versions with adjustable power and flux settings
- Perfect light distribution on the diffuser
- Versions with DIMM-DALI control available



Application of Solanto Duo in modern apartment.

NEW



## Solanto Quattro

IP20 |

Light source:	LED module	Material of the body:	steel
Nominal power range [W]:	30 - 53	Colour of the body:	white, black
Luminous flux range [lm]:	2500 - 6100	Diffuser material:	PC
Colour temperature [K]:	3000, 4000	Diffuser type:	OPAL
Mounting version:	suspended	Dimensions A/B/C [mm]:	Ø602/32, Ø900/32

### Features:

- Intriguing, custom design
- Several configuration options
- Thermoformed diffuser
- Multi versions with adjustable power and flux settings
- Perfect light distribution on the diffuser
- Versions with DIMM-DALI control available



Application of Solanto Quattro in modern office hall.



# The best solution for your office

The minimalist and unique design has been combined with an innovative approach in the field of energy saving and solutions that increase the comfort of working and staying in artificial light. Baris 40 LED & Baris 52 LED luminaires, has been designed in accordance with the Human Centric Lighting concept, which – when it comes to lighting design – puts people and their needs first.

The opal diffuser ensures an even distribution of light on the diffuser, which has a significant impact on the sense of comfort and well-being. This innovative luminaires combines the most important aspects of a modern approach to lighting design – maximum energy efficiency, functionality, possibility to create individual lighting installations and user comfort.

**6 metres**  
of a uniform design

**UGR >19**  
no glare effect



## Baris LED family

10

different variants

- 01 **Baris 40 LED**  
Surface & suspended office lamp
- 02 **Baris 40 LED UGR**  
Surface & suspended lamp with UGR>19
- 03 **Baris 40 LED Bracket**  
Bracket for wall mounting
- 04 **Baris 52 LED**  
Surface, suspended & recessed office lamp
- 05 **Baris 52 LED X, T, L**  
Connectors for creating a variety of light lines



### The most important differences between 52 & 40 versions:

- Version 52 is a modular system with X,T,L connectors are available
- Version 52 enables the creation of light lines up to 25 meters without visible connections of the lampshade
- Version 52 has IP44 ingress protection class
- Version 52 enables connection the luminaire with an IoT components
- Version 40 is available as a single, autonomous luminaire and is not available in a recessed version

---

## Impressive length of the profile without joints and the possibility to replace LED modules.

Baris 52 LED



Baris 52 LED is an intelligent, energy-saving luminaire allowing for original lighting arrangements in offices and representative rooms.

Equipped with an ergonomic assembly system, it allows you to create as many as 6 meters of light lines without the need to join the profile and the diffuser, and to compose virtually unlimited strings as well as simple shapes and figures.

The luminaire's great advantage is its energy efficiency. It features the highest-class LED modules and intelligent solutions limiting electricity consumption.

6 m

**of a uniform design**




### More option with IoT

The luminaire's profile is compatible with intelligent IoT modules, which also allows to optimise the provided level and amount of light.



### Easy replacement

The luminaire's modularity allow the replacement of electronic components such as the LED strip, power supply and the diffuser.



### Convenient installation

Convenient plastic clips connecting the lighting system with the luminaire's aluminum profile.



### Dedicated flexible diffuser

A dedicated flexible edge of the diffuser allows for IP44 tightness and up to 25 meters of uniformity of the diffuser.

NEW



## Baris 40 LED


max. 131 lm/W | IP44 / IP20

Light source:	LED module
Nominal power range [W]:	16 - 50
Luminous flux range [lm]:	1300 - 5900
Colour temperature [K]:	3000, 4000
Mounting version:	surface

Material of the body:	aluminium
Colour of the body:	grey, white, black
Diffuser material:	PS
Diffuser type:	OPAL, PRM
Dimensions A/B/C [mm]:	1140/53/40/, 1421/53/40, 579/53/40

### Features:

- Solid body
- Narrow mounting profile
- High luminous efficacy
- Compact design
- IP44 versions
- Vast selection of version, colour and length of the diffuser



NEW



## Baris 40 LED

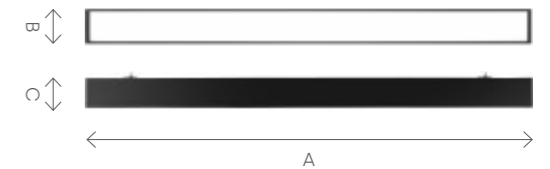
max. 131 lm/W | IP44 / IP20

Light source:	LED module
Nominal power range [W]:	16 - 50
Luminous flux range [lm]:	1300 - 5900
Colour temperature [K]:	3000, 4000
Mounting version:	suspended

Material of the body:	aluminium
Colour of the body:	grey, white, black
Diffuser material:	PS
Diffuser type:	OPAL, PRM
Dimensions A/B/C [mm]:	1140/53/40/, 1421/53/40, 579/53/40

### Features:

- Solid body
- High luminous efficacy
- Compact design
- IP44 versions
- Suspended versions with the integrated suspension system
- Vast selection of version, colour and length of the diffuser



NEW



## Baris 40 LED UGR



max. 126 lm/W | IP44/IP20

Light source:	LED module
Nominal power range [W]:	19 - 44
Luminous flux range [lm]:	2200 - 5100
Colour temperature [K]:	3000, 4000
Mounting version:	suspended, surface

Material of the body:	aluminium
Colour of the body:	grey, white, black
Diffuser material:	PS
Diffuser type:	PRM (upside-down)
Dimensions A/B/C [mm]:	1140/53/40, 1421/53/40


### Features:

- No glare effect
- Narrow mounting profile
- High luminous efficacy
- Compact design
- IP44 versions
- Vast selection of version, colour and length of the diffuser



Application of Baris 40 LED in office room

NEW



## Baris 40 LED Bracket

Available stronger and longer version: Baris 52 LED Bracket

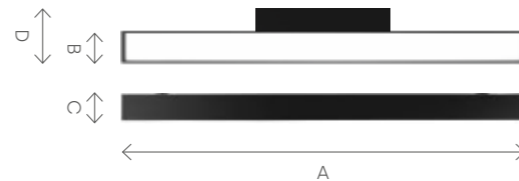
max.  
85 lm/W IP44 |

Light source:	LED module
Nominal power range [W]:	15, 16
Luminous flux range [lm]:	1100 - 1700
Colour temperature [K]:	3000, 4000
Mounting version:	surface - wall

Material of the body:	aluminium
Colour of the body:	grey, white, black
Diffuser material:	PS
Diffuser type:	OPAL, PRM
Dimensions A/B/C/D [mm]:	579/71/53/102

### Features:

- Compact design
- IP44 versions
- Elegant, minimalist design
- Prestigious
- Solid body



Application of Baris 40 bracket in hotel room.

NEW



## Baris 52 LED



max. 129 lm/W | IP44 | IK06 |

Light source:	LED module
Nominal power range [W]:	14 - 84
Luminous flux range [lm]:	1800 - 9600
Colour temperature [K]:	3000, 4000
Mounting version:	suspended

Material of the body:	aluminium
Colour of the body:	grey, white, black
Diffuser material:	PC
Diffuser type:	OPAL
Dimensions A/B/C [mm]:	1143-5623/52/69

### Features:

- For creating lines up to 6 meters long without profile joints and up to 25 m with no need to join the diffuser
- Possible replacement of components
- Unprecedented vast selection of version, colour and length
- Version with UGR raster that meets the stringent UGR <19
- X,T,L connectors



Application of Baris 52 LED suspended version in office conference room.

NEW



## Baris 52 LED


max. 129 lm/W | IP44 | IK06 |

Light source:	LED module
Nominal power range [W]:	14 - 84
Luminous flux range [lm]:	1800 - 9600
Colour temperature [K]:	3000, 4000
Mounting version:	surface

Material of the body:	aluminium
Colour of the body:	grey, white, black
Diffuser material:	PC
Diffuser type:	OPAL
Dimensions A/B/C [mm]:	1143-5623/52/69

### Features:

- For creating lines up to 6 meters long without profile joints and up to 25 m with no need to join the diffuser
- Possible replacement of components
- Unprecedented vast selection of version, colour and length
- Version with UGR raster that meets the stringent UGR <19
- X,T,L connectors



NEW



## Baris 52 LED


max. 107 lm/W | IP44/IP20 | IK06 |

Light source:	LED module
Nominal power range [W]:	9 - 64
Luminous flux range [lm]:	700 - 6900
Colour temperature [K]:	4000
Mounting version:	recessed in plasterboard ceilings


Material of the body:	aluminium
Colour of the body:	grey, black, white
Diffuser material:	PC
Diffuser type:	OPAL, UGR, PRM
Dimensions A/B/C [mm]:	586/69/37, 1145/69/37, 1425/69/37, 2265/69/37

### Features:

- Possible replacement of components
- Unprecedented vast selection of version, colour and length
- Version with UGR raster that meets the stringent UGR <19
- Height of the lamp profile is reduced to 37mm
- Aluminium body



NEW




## Baris 52 LED X/T/L

max. 126 lm/W IP20 IK06 |

Light source:	LED module	Material of the body:	aluminium
Nominal power range [W]:	13, 17	Colour of the body:	grey, white, black
Luminous flux range [lm]:	2100, 1600	Diffuser material:	PC
Colour temperature [K]:	4000	Diffuser type:	OPAL
Mounting version:	universal	Dimensions:	see datasheet

### Features:

- Aluminium body
- Equipped with integrated electronics and a diffuser
- Universal solution for surface mounted and suspended versions of Baris 52 LED
- Create extraordinary opportunities to configure the light line



Application of Baris 52 LED suspended version with line connectors in restaurant.



NEW



## Baris 52 LED


max. 92 lm/W IP44 IP20 IK06 |

Light source:	moduł LED
Nominal power range [W]:	9 - 45
Luminous flux range [lm]:	850 - 4500
Colour temperature [K]:	3000, 4000
Mounting version:	recessed in plasterboard ceilings

Material of the body:	aluminium
Colour of the body:	grey, black, white
Diffuser material:	PC
Diffuser type:	OPAL, PRM
Dimensions A/B/C [mm]:	1193/69/60, 1793/69/60, 593/69/60

### Cechy wyróżniające:

- Solid aluminium body
- Diffuser: OPAL (soft light), PRM (low glare)
- Complete mounting system allowing quick and easy installation in modular ceilings
- High uniformity of light SDCM ≤3
- Low weight



Wizualizacja zastosowania lampy Baris 52 LED w wersji do sufitów modułowych.

NEW



## Baris 52 LED Bracket

max.  
108 lm/W IP44 |

Light source: LED module

Nominal power range [W]: 13 - 26

Luminous flux range [lm]: 1300 - 2750

Colour temperature [K]: 3000, 4000

Mounting version: surface - wall

Material of the body: aluminium

Colour of the body: grey, white, black

Diffuser material: PS

Diffuser type: OPAL, PRM

Dimensions A/B/C/D [mm]: 864/82/69

### Features:

- Direct / indirect lighting
- IP44 versions
- Elegant, minimalist design
- Prestigious
- Solid body



Application of Baris 52 LED Bracket in Muzeum Kargula i Pawlaka (Poland)

NEW



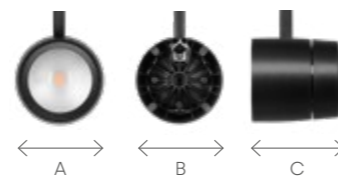
## Expo Adjust

max.  
140 lm/W IP20 |

Light source:	COB LED module	Material of the body:	aluminium, ABS
Nominal power range [W]:	8 - 37	Colour of the body:	black, white
Luminous flux range [lm]:	800 - 3600	Diffuser material:	PC
Colour temperature [K]:	3000, 4000	Diffuser type:	transparent
Mounting version:	track	Dimensions:	87/95/99-116


### Cechy wyróżniające:

- Selected versions have the function of manual adjustment of the beam angle (22-55°), on principles similar to the lens operation („zoom”)
- Compatibility with track systems
- DIMM-DALI control in option
- No emission of ultraviolet and infrared radiation and a high color rendering index (Ra >90)



Zastosowanie systemu Expo Adjust w drogerii butikowej.

— Expo Adjust



Application of Expo adjust - winery, museum exhibition hall



### Tripact LED

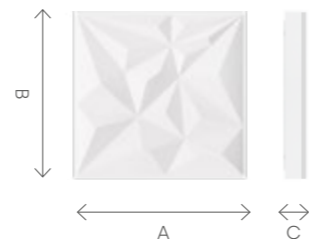
max. 100 lm/W IP40/IP20 IK07 I, II

Light source:	LED module
Nominal power range [W]:	24, 42, 60
Luminous flux range [lm]:	2300, 2500, 3750, 4050, 5300, 6000
Colour temperature [K]:	3000, 4000
Mounting version:	recessed

Material of the body:	ABS
Colour of the body:	white
Diffuser material:	PMMA
Diffuser type:	OPAL
Dimensions A/B/C [mm]:	595/595/93

**Features:**

- Decorative diffuser
- Ceiling and wall installation possible
- For installation in modular ceilings
- Low weight
- Proven solution based on Compact LED



### Corpact LED

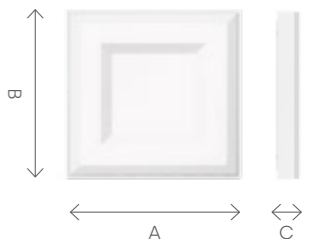
max. 100 lm/W IP40/IP20 IK07 I, II

Light source:	LED module
Nominal power range [W]:	24, 42, 60
Luminous flux range [lm]:	2300, 2500, 3750, 4050, 5300, 6000
Colour temperature [K]:	3000, 4000
Mounting version:	recessed

Material of the body:	ABS
Colour of the body:	white
Diffuser material:	PMMA
Diffuser type:	OPAL
Dimensions A/B/C [mm]:	595/595/93

**Features:**

- Decorative, square shaped diffuser
- Ceiling and wall installation possible
- For installation in modular ceilings
- Low weight
- Proven solution based on Compact LED





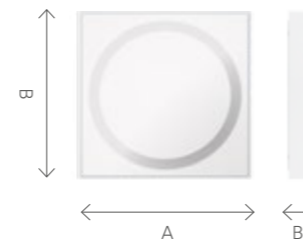
## Solpact LED

max. 100 lm/W IP40/IP20 IK07 I, II

Light source:	LED module	Material of the body:	ABS
Nominal power range [W]:	24, 42, 60	Colour of the body:	white
Luminous flux range [lm]:	2300, 2500, 3750, 4050, 5300, 6000	Diffuser material:	PMMA
Colour temperature [K]:	3000, 4000	Diffuser type:	OPAL
Mounting version:	recessed	Dimensions A/B/C [mm]:	595/595/87

### Features:

- Decorative, round shaped diffuser
- Ceiling and wall installation possible
- For installation in modular ceilings
- Low weight
- Proven solution based on Compact LED



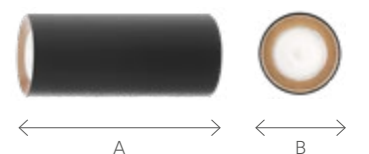
## Lungo LED

max. 95 lm/W IP65 IK10 I

Light source:	LED module	Material of the body:	aluminium
Nominal power range [W]:	10	Colour of the body:	white, black and gold
Luminous flux range [lm]:	825, 860	Diffuser material:	PMMA
Colour temperature [K]:	3000, 4000	Diffuser type:	PRM
Mounting version:	surface, suspended	Dimensions A/B [mm]:	145/Ø60, 250/Ø60,

### Features:

- Elegant, modern, minimalist design
- Solid aluminium powder-coated body
- Non-standard colours
- Power cord in various colours
- Decorative style
- Compact dimensions






## Piatto LED 610

max. 76 lm/W IP20 |

Light source:	LED module	Material of the body:	powder coated aluminium
Nominal power range [W]:	28 - 45	Colour of the body:	white-gold, black-silver, black-gold
Luminous flux range [lm]:	2050 - 3200	Diffuser material:	HIPS, PMMA
Colour temperature [K]:	3000, 4000	Diffuser type:	OPAL
Mounting version:	surface, suspended	Dimensions A/B [mm]:	ø610/150, ø610/150

### Features:

- Elegant
- Decorative style
- Minimalist design
- fashionable color schemes




## Piatto LED 340

max. 60 lm/W IP20 |

Light source:	LED module	Material of the body:	powder coated aluminium
Nominal power range [W]:	9	Colour of the body:	white-gold, black-silver, black-gold
Luminous flux range [lm]:	520, 560	Diffuser material:	PC
Colour temperature [K]:	3000, 4000	Diffuser type:	OPAL
Mounting version:	suspended	Dimensions A/B [mm]:	ø340/280

### Features:

- Elegant
- Decorative style
- Minimalist design
- fashionable color schemes





## Elegante LED System



max. 86 lm/W | IP44/IP20 | IP44/IP40 |

Light source:	LED module
Nominal power range [W]:	8 - 30
Luminous flux range [lm]:	700 - 2400
Colour temperature [K]:	3000, 4000
Mounting version:	recessed

Material of the body:	aluminium
Colour of the body:	silver
Diffuser material:	PC
Diffuser type:	OPAL
Dimensions:	562/90/65, 1123/90/65 575/52/66, 1136/52/66


### Features:

- Frameless design
- X, T, L connectors
- Solid, aluminium body
- To be connected in lines without diffuser joints (max. 25 m long)



Application of Elegante LED System id Decora S.A. conference room





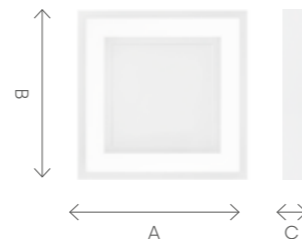
## Arto 2 LED

max. 110 lm/W IP20 I

Light source:	LED module	Material of the body:	powder coated steel
Nominal power range [W]:	21 - 53	Colour of the body:	white
Luminous flux range [lm]:	2070 - 5270	Diffuser material:	PS
Colour temperature [K]:	3000, 4000	Diffuser type:	OPAL
Mounting version:	surface, recessed	Dimensions A/B/C [mm]:	592/592/45

### Features:

- Unique design
- Interesting lighting effect
- Solid steel body
- Universal shape of case for modular ceilings and surface montage



## Terra 2 LED

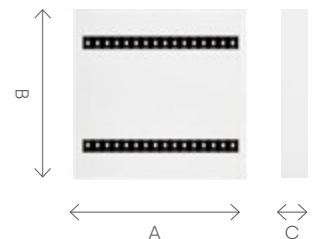
max. 116 lm/W IP20 II


— Available multi version with adjustable power and flux settings

Light source:	LED module	Material of the body:	powder coated steel
Nominal power range [W]:	20 - 72	Colour of the body:	black & white
Luminous flux range [lm]:	1900-8100	Diffuser material:	n/a
Colour temperature [K]:	3000, 4000	Diffuser type:	n/a
Mounting version:	recessed, surface, suspended	Dimensions A/B/C [mm]:	595/595/32, 595/595/36, 595/595/38

### Features:

- Solid and economical
- High ingress protection
- Glare-reducing louvre luminaires
- High uniformity of light SDCM  $\leq 3$
- Multitude of versions available in different sizes, colours and power and mounting options





## Terra 2 LED Long

Available version with asymmetric beam angle



max.  
116 lm/W IP20 II

Light source:	LED module
Nominal power range [W]:	20 - 72
Luminous flux range [lm]:	1900 - 8100
Colour temperature [K]:	3000, 4000
Mounting version:	surface, recessed, suspended

Material of the body:	powder coated steel
Colour of the body:	black & white
Diffuser material:	n/a
Diffuser type:	n/a
Dimensions A/B/C [mm]:	595, 1195 / 140 - 300 / 32-38

### Features:


- Solid and economical
- High ingress protection
- Glare-reducing louvre luminaires
- High uniformity of light SDCM ≤3
- Multitude of versions available in different sizes, colours and power and mounting options



Application of Terra 2 LED in Lena Lighting offices.

# Office lighting





## IN HARMONY WITH A MODERN, PURISTIC DESIGN

The type of lighting and its area of application requires appropriate selection of parameters in the design process. When designing two seemingly different lamps with different lighting parameters and different functionalities, we had in mind their combined use in different rooms of the same building.

---

### One family – various parameters and dedicated applications.

Quick mounting system & excellent parameters



**SQ 600 LED is a modern line of ceiling luminaires designed from scratch, recommended particularly for office spaces, spacious corridors and public utility areas.** A special lens system ensures uniform lighting and even illumination of the diffuser surface. The PRM diffuser allows for reducing the glare effect. The great advantage of SQ 600 LED is its easy mounting and service. Due to the low weight and the diffuser's click-in system, the mounting of the luminaire is quick, efficient and tool-free.

**SQ 300 LED is a new line of square bulkhead luminaires, which can be used in smaller rooms and in corridors.** The plastic body ensures low weight and high impact resistance (IK08). The diffuser made of PS polystyrene provides excellent lighting properties. A special lens system ensures uniform lighting and even illumination of the diffuser surface. The SQ 300 LED luminaire is available in versions with the RCR motion sensor and DIMM DALI control.

---

**SQ 300/600 family**



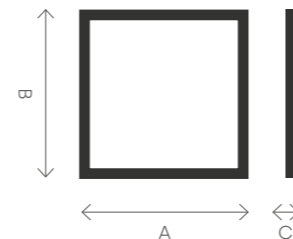
## SQ 600 LED

max. 151 lm/W IP44/IP20 IP20 |

Light source:	LED module	Material of the body:	ABS
Nominal power range [W]:	18, 24, 29, 32, 37, 42, 45, 52, 60, 73	Colour of the body:	white, black mat
Luminous flux range [lm]:	2650 - 10900	Diffuser material:	PS
Colour temperature [K]:	3000, 4000	Diffuser type:	OPAL, PRM
Mounting version:	surface, recessed	Dimensions A/B/C [mm]:	592/592/44

### Features:

- Low weight
- Fast, simple mounting
- Versatility (surface-mounted version with the possibility of recessed mounting in modular ceilings)
- Glare-reducing louvre luminaires



## SQ 300 LED Plus

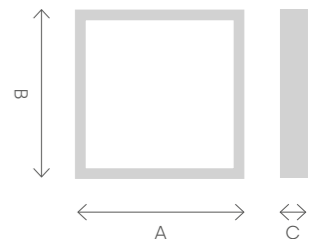
max. 96 lm/W IP54 IK08 |


— Available budget version VD with sequential driver

Light source:	LED module	Material of the body:	ABS
Nominal power range [W]:	24, 25	Colour of the body:	white, black
Luminous flux range [lm]:	2300, 2100, 2600, 2250, 2800, 2400	Diffuser material:	PC
Colour temperature [K]:	3000, 4000	Diffuser type:	OPAL
Mounting version:	surface	Dimensions A/B/C [mm]:	300/300/58

### Features:

- Low weight
- Fast, simple mounting
- High impact resistance
- Very high ingress protection





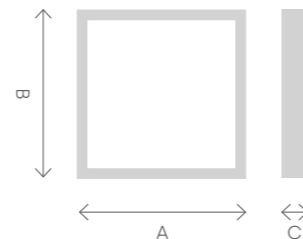
## Madera 3 LED

max. 123 lm/W IP44 IK07 |


Light source:	LED module	Material of the body:	powder coated steel
Nominal power range [W]:	15, 19, 21, 26, 34, 41	Colour of the body:	grey, white, black
Luminous flux range [lm]:	1800 - 5200	Diffuser material:	PS
Colour temperature [K]:	3000, 4000	Diffuser type:	PRM, OPAL
Mounting version:	surface	Dimensions A/B/C [mm]:	1170, 310, 480, 620/350, 310, 620, 480, 350/68

### Features:

- Minimalist design
- Comfortable soft light and low glare
- Available in several colours
- Multitude of versions available in different sizes & colours
- High uniformity of light SDCM ≤3



Application of Madera 3 LED in Pharma Consulting company reception.



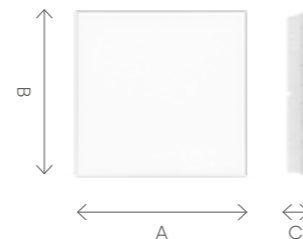
## Compact LED Evo

max. 142 lm/W IP65/ IP20 IP54/ IP20 IP44/ IP20 IK07 I, II

Light source:	LED module	Material of the body:	ABS
Nominal power range [W]:	24, 32, 42, 52, 60	Colour of the body:	white
Luminous flux range [lm]:	2750 - 8100	Diffuser material:	PC
Colour temperature [K]:	3000, 4000	Diffuser type:	OPAL, PRM
Mounting version:	recessed	Dimensions A/B/C [mm]:	595/595/71

### Features:

- Compact, classic design
- Lightweight and robust ABS body
- Diffuser: OPAL (soft light), PRM (low glare)
- Large family of products
- Low weight
- High luminous efficiency



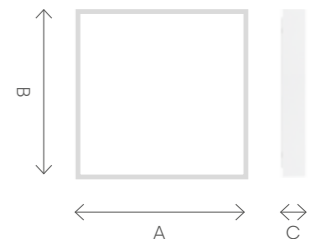
## Compact LED Evo

max. 142 lm/W IP65/ IP20 IK07 I, II

Light source:	LED module	Material of the body:	ABS
Nominal power range [W]:	24, 32, 42, 52, 60	Colour of the body:	white
Luminous flux range [lm]:	2750 - 8100	Diffuser material:	PC
Colour temperature [K]:	3000, 4000	Diffuser type:	OPAL, PRM
Mounting version:	surface	Dimensions A/B/C [mm]:	620/620/66

### Features:

- Compact, classic design
- Lightweight and robust ABS body
- Diffuser: OPAL (soft light), PRM (low glare)
- Large family of products
- High uniformity of light SDCM ≤3
- Low weight





## Compact LED Evo 1200


max. 131 lm/W IP65 IP20 IK07 I, II

Light source:	LED module
Nominal power range [W]:	25 - 58
Luminous flux range [lm]:	2900 - 7000
Colour temperature [K]:	3000, 4000
Mounting version:	surface, recessed in modular ceiling

Material of the body:	ABS
Colour of the body:	white
Diffuser material:	PS, PC
Diffuser type:	OPAL, nPRM
Dimensions A/B/C [mm]:	1195/250/66

### Features:

- Compact, classic design
- Lightweight and robust ABS body
- Diffuser: OPAL (soft light), PRM (low glare)
- Large family of products
- High uniformity of light SDCM ≤3
- Low weight



## Compact Solid LED

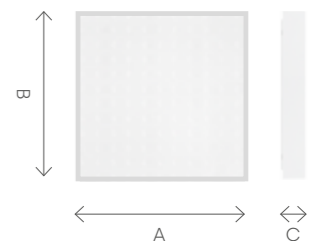
max. 142 lm/W IP20 IK07 I, II

Light source:	LED module
Nominal power range [W]:	24, 32, 42, 52, 60
Luminous flux range [lm]:	2950 - 8100
Colour temperature [K]:	3000, 4000
Mounting version:	surface

Material of the body:	ABS, powder coated steel sheet
Colour of the body:	white
Diffuser material:	PC
Diffuser type:	PRM, OPAL
Dimensions A/B/C [mm]:	620/620/71

### Features:

- Compact, classic design
- Robust metal body
- High luminous efficiency
- Diffuser: OPAL (soft light), PRM (low glare)







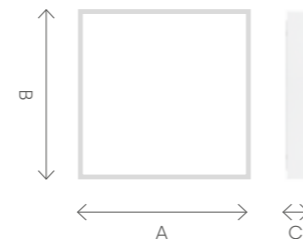
## Compact LED Evo

max. 142 lm/W IP20 IK07 I, II

Light source:	LED module	Material of the body:	ABS
Nominal power range [W]:	24, 32, 42, 52	Colour of the body:	white
Luminous flux range [lm]:	2750 - 6550	Diffuser material:	PC
Colour temperature [K]:	3000, 4000	Diffuser type:	OPAL, PRM
Mounting version:	suspended	Dimensions A/B/C [mm]:	620/620/69

### Features:

- Compact, classic design
- Durable, plastic body
- Diffuser: OPAL (soft light), PRM (low glare)
- Suspensions included
- Low weight
- High luminous efficiency



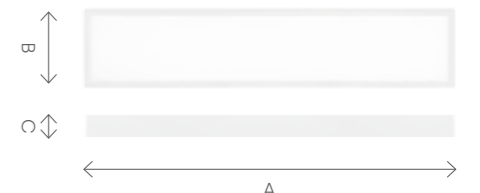
## Compact LED Evo 1200

max. 117 lm/W IP20 IK07 I, II

Light source:	LED module	Material of the body:	ABS
Nominal power range [W]:	25, 32, 44, 50	Colour of the body:	white
Luminous flux range [lm]:	3850, 3550, 3150, 2900, 5150, 4750, 5950, 5450	Diffuser material:	PS
Colour temperature [K]:	3000, 4000	Diffuser type:	OPAL, nPRM
Mounting version:	suspended	Dimensions A/B/C [mm]:	1195/250/69

### Features:

- Compact, classic design
- Durable, plastic body
- Diffuser: OPAL (soft light) and nPRM (low glare)
- High uniformity of light SDCM ≤3
- Low weight
- High luminous efficiency





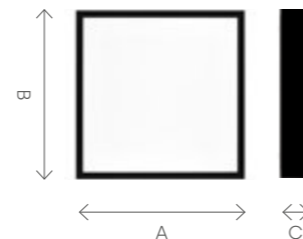
## Madera Altus LED Evo

max. 101 lm/W IP20 IK07 |

Light source:	LED module	Material of the body:	aluminium, powder coated steel
Nominal power range [W]:	50, 88	Colour of the body:	white, grey, black
Luminous flux range [lm]:	4650-8700	Diffuser material:	PMMA
Colour temperature [K]:	3000, 4000	Diffuser type:	OPAL
Mounting version:	suspended	Dimensions A/B/C [mm]:	900/900/120

### Features:

- Large-size (900x900 mm)
- High energy efficiency
- Solid steel body
- Soft light
- Available in three colours: black, grey and white



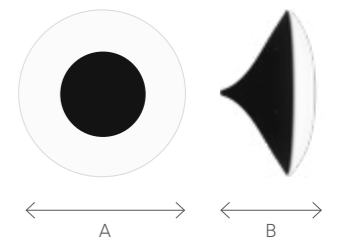
## Capella LED Plus


max. 103 lm/W IP65 IP54 IP20 IK07 IK06 ||

Light source:	LED module	Material of the body:	ABS
Nominal power range [W]:	11, 15, 26	Colour of the body:	white, red, black mat
Luminous flux range [lm]:	950-2450	Diffuser material:	PC
Colour temperature [K]:	3000, 4000	Diffuser type:	OPAL
Mounting version:	suspended	Dimensions A/B [mm]:	ø320/177

### Features:

- High impact resistance
- Very high ingress protection
- High aesthetic value
- Branded components
- IoT ready





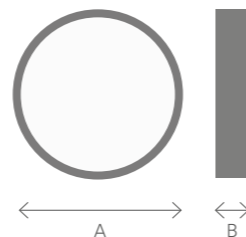
## Coria LED

max. 99 lm/W | IP44 IP20 | IK07 |

Light source:	LED module	Material of the body:	powder coated steel
Nominal power range [W]:	22, 30, 32, 50, 100	Colour of the body:	white mat, black mat
Luminous flux range [lm]:	1750, 1900, 2100, 2850, 3000, 4700, 5050, 10300, 11050	Diffuser material:	PMMA, PS
Colour temperature [K]:	3000, 4000	Diffuser type:	OPAL
Mounting version:	recessed, surface, suspended	Dimensions A/B [mm]:	ø400/65, ø400/86, ø600/86, ø900/86, ø400/70, ø440/70

### Features:

- Classic design and elegance
- Intuitive assembly
- Robust metal body
- Multitude of versions available in different sizes and colours



## Tablo LED

max. 130 lm/W | IP20 |

Light source:	LED module	Material of the body:	powder coated steel
Nominal power range [W]:	35 - 70	Colour of the body:	white
Luminous flux range [lm]:	4300-10050	Diffuser material:	n/a
Colour temperature [K]:	3000, 4000	Diffuser type:	n/a
Mounting version:	recessed	Dimensions A/B/C [mm]:	1435/85/60

### Features:

- Asymmetrical light distribution
- Robust metal body
- Uniform illumination of objects without light reflections
- Dedicated mostly for schools, universities, museums and art galleries.



— Coria LED



Application of Coria LED - conference room in CMA Borzęcin Duży.



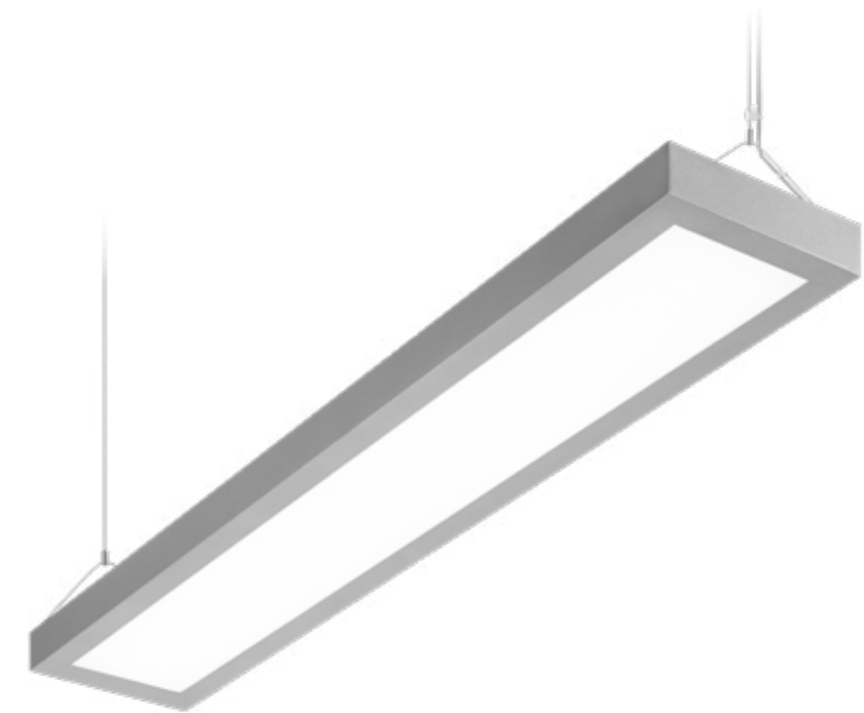
## Tablo LED

max.  
130 lm/W IP20 |

Light source:	LED module	Material of the body:	powder coated steel
Nominal power range [W]:	35 - 70	Colour of the body:	white
Luminous flux range [lm]:	4300-10050	Diffuser material:	n/a
Colour temperature [K]:	3000, 4000	Diffuser type:	n/a
Mounting version:	suspended, surface	Dimensions A/B/C [mm]:	1435/85/60

### Features:

- Asymmetrical light distribution
- Robust metal body
- Uniform illumination of objects without light reflections
- Dedicated mostly for schools, universities, museums and art galleries.



## Doblo LED

max.  
101 lm/W IP20 IK07 |

Light source:	LED module	Material of the body:	powder coated steel
Nominal power range [W]:	36, 50	Colour of the body:	white, grey
Luminous flux range [lm]:	3550, 3850, 4950, 5350	Diffuser material:	PS
Colour temperature [K]:	3000, 4000	Diffuser type:	OPAL
Mounting version:	suspended	Dimensions A/B/C [mm]:	1180/200/52

### Features:

- Elegant design
- Solid steel powder-coated body
- Indirect light, decorative effect
- Aesthetic hanging system included
- High availability of this design
- Direct and indirect light





## Indo PLX LED Evo


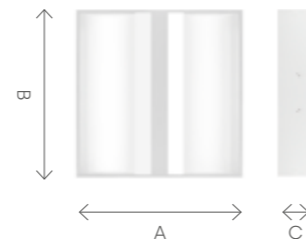
Available standard version and version with perforated diffuser

max. 100 lm/W IP20 IK07 |

Light source:	LED module	Material of the body:	powder coated steel
Nominal power range [W]:	34	Colour of the body:	white
Luminous flux range [lm]:	3450, 3700	Diffuser material:	PMMA
Colour temperature [K]:	3000, 4000	Diffuser type:	OPAL
Mounting version:	recessed	Dimensions A/B/C [mm]:	595/595/106

### Features:

- Unconventional design
- Solid steel powder-coated body
- Comfortable indirect light
- Creates a relaxing atmosphere
- No glare effect



## Plano LED Evo

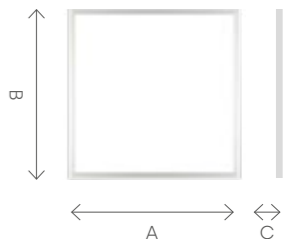
Available standard version and version with perforated diffuser

max. 110 lm/W IP40/ IP20 IK07 |

Light source:	LED module	Material of the body:	aluminium
Nominal power range [W]:	54, 36, 30, 37, 44	Colour of the body:	white
Luminous flux range [lm]:	5700, 4000, 3000, 3700, 3200, 3600, 4400, 4800	Diffuser material:	PS
Colour temperature [K]:	3000, 4000	Diffuser type:	OPAL, PRM
Mounting version:	recessed, surface	Dimensions A/B/C [mm]:	595/595/9, 620/620/9, 1195/295/9

### Features:

- Elegant, simple design
- Low slim profile
- Low weight
- Rectangular and square versions
- UGR<19 versions





## Vespo LED

max.  
143 lm/W IP44 IK07 I, II

Light source:	LED module	Material of the body:	powder coated steel
Nominal power range [W]:	17, 27, 28, 34, 48, 50, 71	Colour of the body:	white
Luminous flux range [lm]:	2100 - 9800	Diffuser material:	PC
Colour temperature [K]:	3000, 4000	Diffuser type:	PRM MAT, PRM
Mounting version:	surface	Dimensions A/B/C [mm]:	601/124/60, 1161/124/60, 1441/124/60

### Features:

- High ingress protection
- 3 lengths, solid steel body
- Impact resistant diffuser
- Branded components
- Polish manufacturer – availability of spare parts



## Vector 3 LED

max.  
118 lm/W IP40 IK07 I

— Available Multi version with adjustable power and flux settings, and budget version VD with sequential driver

Light source:	LED module	Material of the body:	powder coated steel
Nominal power range [W]:	16, 24, 32, 40, 48, 60	Colour of the body:	grey
Luminous flux range [lm]:	1950 - 6900	Diffuser material:	PC
Colour temperature [K]:	3000, 4000	Diffuser type:	MAT
Mounting version:	surface	Dimensions A/B/C [mm]:	601/124/60, 1161/124/60, 1441/124/60

### Features:

- Traditional design
- High uniformity of light SDCM ≤3
- Matte, evenly illuminated diffuser provides soft light
- 3 lengths, solid steel body
- IP40 ingress protection
- Polish manufacturer – availability of spare parts



# Investment lighting



**Downlights**








# BECAUSE LESS IS MORE MEET SQUARE AND ROUND

RQ 160/100 and SQ 160/ 100 are energy-saving downlight luminaires with excellent lighting parameters. Modern design, small dimensions and low weight allow them to be used and create comfortable atmosphere in any office space, in representative and spacious corridors, as well as in small rooms

---

## One family - two versions of mounting: surface and recessed.

The classic shape and compact size



**RQ 160/100 and SQ 160/ 100 are a new line energy-saving downlight luminaires, introducing modern solutions that ensure excellent lighting parameters. Their Polish origin is a guarantee of quality.**

The classic shape and compact size allow it to be used in various types of rooms, with different purpose and level of representativeness. Downlight luminaires are available in three variants: with a matt, prismatic and opal diffuser. It allows for choosing the appropriate light distribution angle, and thus for obtaining the appropriate amount of light on a given surface.

Modern design, small dimensions and low weight allow them to be used and create comfortable atmosphere in any office space, in representative and spacious corridors, as well as in small rooms.

---

**SQ, RQ 100/160** family




## SQ 160 LED Plus

max. 117 lm/W IP33 IK08 I, II

Light source:	LED module	Material of the body:	ABS
Nominal power range [W]:	17	Colour of the body:	white, black mat
Luminous flux range [lm]:	1800, 2200, 2050, 1700, 2100, 1900	Diffuser material:	PC
Colour temperature [K]:	3000, 4000	Diffuser type:	MAT, PRM, OPAL
Mounting version:	surface	Dimensions A/B/C [mm]:	162/162/86

### Features:

- Low weight
- 3 types of diffuser with different optics
- Polish product
- Homogeneous body (without additional surface-mounted boxes)



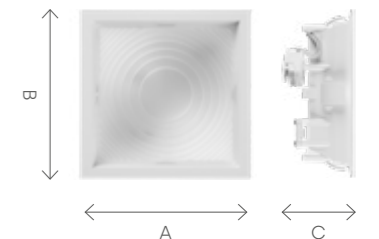
## SQ 160 LED Plus

max. 132 lm/W IP44 IP20 IK08 I, II

Light source:	LED module	Material of the body:	ABS
Nominal power range [W]:	17, 21	Colour of the body:	white
Luminous flux range [lm]:	1700 - 2900	Diffuser material:	PC
Colour temperature [K]:	3000, 4000	Diffuser type:	MAT, PRM, OPAL
Mounting version:	recessed	Dimensions A/B/C [mm]:	158/158/78

### Features:

- Low weight
- Clip for ergonomic assembly
- Polish product
- Increased ingress protection
- 3 types of diffuser with different optics





## RQ 160 LED Plus

max.  
117 lm/W IP33 IK08 II

Light source:	LED module	Material of the body:	ABS
Nominal power range [W]:	17	Colour of the body:	white
Luminous flux range [lm]:	1800, 2200, 2050, 1700, 2100, 1900	Diffuser material:	PC
Colour temperature [K]:	3000, 4000	Diffuser type:	MAT, PRM, OPAL
Mounting version:	surface	Dimensions A/B [mm]:	ø166/86

### Features:

- Low weight
- Homogeneous body (without additional surface-mounted boxes)
- Polish product
- 3 types of diffuser with different optics




## RQ 160 LED Plus


max.  
95 lm/W IP44/20 IK10 I

Light source:	LED module	Material of the body:	ABS
Nominal power range [W]:	17, 21	Colour of the body:	white
Luminous flux range [lm]:	1700 - 2900	Diffuser material:	PC
Colour temperature [K]:	3000, 4000	Diffuser type:	MAT, PRM, OPAL
Mounting version:	recessed	Dimensions A/B [mm]:	ø162/70

### Features:

- Low weight
- Clip for ergonomic assembly
- Polish product
- 3 types of diffuser with different optics






## SQ 100 LED Plus

max. 102 lm/W IP33 IK08 II

Light source:	LED module	Material of the body:	ABS
Nominal power range [W]:	6	Colour of the body:	white
Luminous flux range [lm]:	630, 590	Diffuser material:	PC
Colour temperature [K]:	3000, 4000	Diffuser type:	MAT
Mounting version:	surface	Dimensions A/B/C [mm]:	108/108/85

### Features:

- Low weight
- Homogeneous body (without additional surface-mounted boxes)
- Polish product
- Compact, classic design



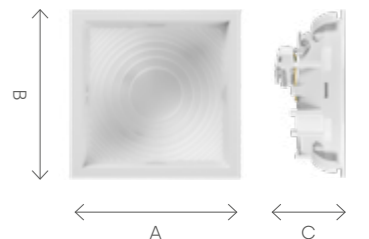
## SQ 100 LED Plus

max. 102 lm/W IP44 IP20 IK08 II

Light source:	LED module	Material of the body:	ABS
Nominal power range [W]:	6	Colour of the body:	white
Luminous flux range [lm]:	590, 630	Diffuser material:	PC
Colour temperature [K]:	3000, 4000	Diffuser type:	MAT
Mounting version:	recessed	Dimensions A/B/C [mm]:	102/102/75

### Features:

- Low weight
- Clip for ergonomic assembly
- Polish product
- Increased ingress protection
- Compact, classic design





## RQ 100 LED Plus


max. 102 lm/W IP44 IP20 IK08 II

Light source:	LED module
Nominal power range [W]:	6
Luminous flux range [lm]:	630, 590
Colour temperature [K]:	3000, 4000
Mounting version:	recessed

Material of the body:	ABS
Colour of the body:	white
Diffuser material:	PC
Diffuser type:	MAT
Dimensions A/B [mm]:	ø102/75

### Features:

- Low weight
- Clip for ergonomic assembly
- Polish product
- 3 types of diffuser with different optics
- Compact, classic design



Application of RQ 160 LED in corridor.



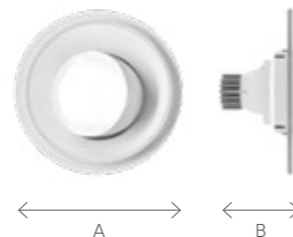
## Swing LED Evo

max. 127 lm/W IP40/IP20 |

Light source:	LED module	Material of the body:	ABS
Nominal power range [W]:	8, 12, 17, 21, 25, 29	Colour of the body:	white
Luminous flux range [lm]:	850 - 3000	Diffuser material:	PC
Colour temperature [K]:	3000, 4000	Diffuser type:	PRM
Mounting version:	recessed	Dimensions A/B [mm]:	ø178/163

### Features:

- Unconventional design
- Modern, elegant design
- Frameless design
- Wide range of light distribution: 65°, 25°, 59°/92°
- Light vertical adjustment up to 30°
- Light horizontal adjustment up to 355°




## DL 220 LED Evo

max. 130 lm/W IP65/IP40 IK08 |,II

Light source:	LED module	Material of the body:	ABS
Nominal power range [W]:	10, 15, 21, 28	Colour of the body:	white
Luminous flux range [lm]:	1350-3450	Diffuser material:	PC
Colour temperature [K]:	3000, 4000	Diffuser type:	PRM MAT, PRM
Mounting version:	recessed	Dimensions A/B [mm]:	Ø220/68

### Features:

- High luminous efficiency
- Very high ingress protection
- Prismatic or matt-prismatic diffuser
- Easy assembly
- High impact resistance
- Low weight






## DLN 220 LED Evo

max. 122 lm/W IP65 IK08 |

Light source:	LED module	Material of the body:	powder coated steel + ABS
Nominal power range [W]:	10, 15, 21, 28	Colour of the body:	grey, black
Luminous flux range [lm]:	1450-3450	Diffuser material:	PC
Colour temperature [K]:	3000, 4000	Diffuser type:	PRM MAT, PRM
Mounting version:	surface	Dimensions A/B [mm]:	ø220/140

### Features:

- Robust metal body
- High impact resistance
- Very high ingress protection
- Polish product



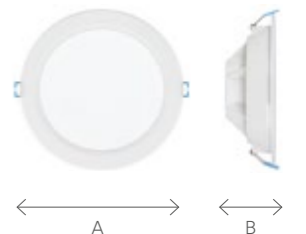
## Nectra LED Plus

max. 126 lm/W IP44 IK08 |,II

Light source:	LED module	Material of the body:	PC, aluminium
Nominal power range [W]:	5 - 25	Colour of the body:	white, black
Luminous flux range [lm]:	500 - 3450	Diffuser material:	PMMA
Colour temperature [K]:	3000, 4000	Diffuser type:	OPAL
Mounting version:	recessed	Dimensions A/B [mm]:	ø121/67, ø170/69, ø222/70

### Features:

- Increased ingress protection
- Easy assembly
- Low weight
- Branded components with external power supply
- Large modification possibilities to adapt to the needs



# Investment lighting



**Bulkheads**





# New definition of standard bulkhead

**Dione LED** it is a product that meets the highest standards possible – impeccable aesthetics, excellent lighting parameters, subtle profile, solid and durable materials, very high tightness. Plus a number of innovative functional solutions enabling much faster mounting. These are the aspects that give Dione LED a competitive advantage.

This lamp also comes in a version with asymmetrical distribution. Dione Plus LED Asymmetric will prove great in places where it is important to partly illuminate the surface, e.g. passageways, stairs, setbacks, other environmental details, whose visibility is important for the purpose of safety or design.

Asymmetrical distribution allows to illuminate a given area. In addition, it offers unlimited possibilities to create room ambience, while maintaining perfect lighting parameters.

## Dione LED family

05

different variants

- 01 **Dione LED Plus**  
High luminous efficiency & highest quality
- 02 **Dione LED Plus Multi**  
Adjustable power and luminous flux settings
- 03 **Dione LED Plus Asymmetric**  
Possibilities to create room ambience
- 04 **Dione LED Plus Asymmetric Multi**  
Adjust power and luminous flux
- 05 **Dione LED**  
Novelty standards & great value from money

IP65  
Ingress protection class

IK10  
Impact protection class

---

## Quick mounting thanks to the functional construction and diffuser suspension system

Dione LED family


71%

**Faster mounting of Dione**  
compared to a traditional bulkhead

The Dione line of luminaires incorporates the combination of high-quality components and guarantees compliance with all electrical and lighting standards. It is characterised by a high luminous flux, which enables installing a relatively smaller number of luminaires in a room, ensuring the required proper level of lighting.

And the installation and service process itself is fast and efficient thanks to numerous improvements. This is made possible, among other things, by features such as the diffuser suspension system, the quick-connect coupling and the „click in“ system for clicking on the diffuser.

This allows the investor to save money during the investment – when purchasing the luminaires and during their use. Dione LED is a new generation luminaire.



**Integrated LED panel**

The solution ensures safety of the lighting module, eliminating the exposure of LEDs to their accidental damage.



**Quick connector**

Facilitates the assembly process, no additional tools are needed. Durable hinge allows to hang the diffuser with the LED module.



**High quality driver**

Regardless of the product line, the drivers used are characterised by the highest quality and technical parameters.



**Easy access to the connector**

It helps connect the luminaire with basic tools. Smart locations of cable lead-ins.



## Dione LED Plus


Available standard version Dione LED

max. 106 lm/W IP65 IK10 I,II

Light source:	LED module	Material of the body:	ABS
Nominal power range [W]:	13 - 30	Colour of the body:	white
Luminous flux range [lm]:	1350 - 3700	Diffuser material:	PC
Colour temperature [K]:	3000, 4000	Diffuser type:	OPAL
Mounting version:	surface	Dimensions A/B [mm]:	ø340/115

### Features:

- Highest impact resistance
- Very high ingress protection
- High luminous efficiency
- Branded components




## Dione LED Plus Multi

max. 107 lm/W IP65 IK10 I

Light source:	LED module	Material of the body:	ABS
Nominal power range [W]:	15 - 26	Colour of the body:	white
Luminous flux range [lm]:	1650 - 2650	Diffuser material:	PC
Colour temperature [K]:	3000, 4000	Diffuser type:	OPAL
Mounting version:	surface	Dimensions A/B [mm]:	ø340/115

### Features:

- Highest impact resistance
- Very high ingress protection
- High luminous efficiency
- Branded components
- Power and luminous flux can be adjusted
- Save stock space





## Dione LED Plus Asymmetric

Available multi version with adjustable power and flux settings

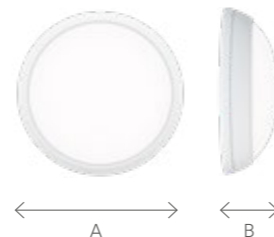
max. 105 lm/W IP65 IK10 |

Light source:	LED module
Nominal power range [W]:	21, 32
Luminous flux range [lm]:	2150, 2300, 3000, 3200
Colour temperature [K]:	3000, 4000
Mounting version:	surface,

Material of the body:	ABS
Colour of the body:	white
Diffuser material:	PC
Diffuser type:	OPAL
Dimensions A/B [mm]:	ø340/115

### Features:

- Highest impact resistance
- Very high ingress protection
- High luminous efficiency
- Branded components
- Asymmetrical distribution



Application of Dione LED family in office corridor.



# GUESS WHAT ELSE CAN A LAMP DO FOR YOU?

Capella LED is an ideal choice even for the most demanding and representative investments. Design engineers from the Lena Lighting Development Department have created a lamp which can perform the most sophisticated functions. The design allows you to integrate it with the drivers of various suppliers and adjust them to future technological solutions.

---

## Discover dozens of possibilities with smart lamps IoT ready.

You decide what you need



Thanks to the possibility of controlling it, equipping its luminaires with devices which are components of other systems as well as a very wide range of design, this luminaire provides unlimited options for designers and architects. Capella LED is an ideal choice even for the most demanding and representative investments.

Designers of the Capella LED lamp predicted solutions which are currently not available on the market and which are at the stage of designing. The design allows you to integrate it with the drivers of various suppliers and adjust them to future technological solutions.

The multitude of versions and functionalities of this lamp implies a variety of applications—from passageways, lobbies, public spaces, through restaurants, reception areas, hotels, gyms, offices, sales points, apartments, to residences.

---

## Capella LED family



## Capella LED Plus

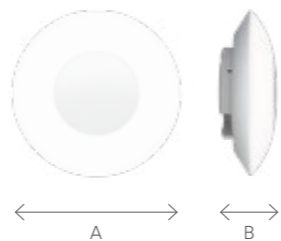
Available budget version Capella LED

max. 105 lm/W IP65 IK07  
IP54 IK06 II

Light source:	LED module	Material of the body:	ABS
Nominal power range [W]:	11, 15, 26	Colour of the body:	white
Luminous flux range [lm]:	950 - 2450	Diffuser material:	PC
Colour temperature [K]:	3000, 4000	Diffuser type:	OPAL
Mounting version:	surface	Dimensions A/B [mm]:	ø320/105, ø340/105

### Features:

- Impact resistance up to IK07
- Very high ingress protection
- High aesthetic value
- Branded components



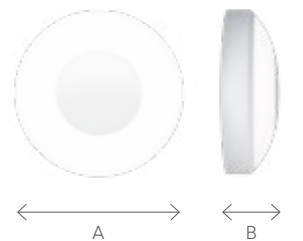
## Capella LED Plus IoT


max. 94 lm/W IP54 IK07  
IK06 II

Light source:	LED module	Material of the body:	ABS
Nominal power range [W]:	11, 15, 26	Colour of the body:	white
Luminous flux range [lm]:	950, 1020, 1400, 1500, 2450	Diffuser material:	PC
Colour temperature [K]:	3000, 4000	Diffuser type:	OPAL
Mounting version:	surface	Dimensions A/B [mm]:	ø320/105, ø340/105

### Features:

- Impact resistance up to IK07
- Very high ingress protection
- High aesthetic value
- Adapted for integration with additional IoT controllers





## Proxima LED Evo Plus


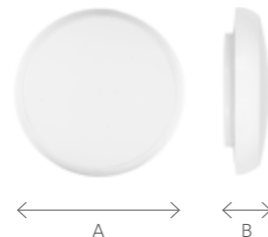
Available standard version Proxima LED

max.  
107 lm/W IP65/IP54 IK10 |

Light source:	LED module	Material of the body:	PP, PP+T
Nominal power range [W]:	15, 21, 22, 28, 36	Colour of the body:	white
Luminous flux range [lm]:	1450 - 3950	Diffuser material:	PC
Colour temperature [K]:	3000, 4000	Diffuser type:	OPAL
Mounting version:	surface	Dimensions A/B [mm]:	ø390/110

### Features:

- High luminous efficacy
- Indirect light effect
- Large in size
- Highest impact resistance
- Very high ingress protection
- Branded components



## Camea LED Evo 2


Available version Camea LED LC

max.  
90 lm/W IP44 IK10 ||

Light source:	LED module	Material of the body:	PP
Nominal power range [W]:	18	Colour of the body:	white, ring: silver, satin, gold colour
Luminous flux range [lm]:	1700	Diffuser material:	PC
Colour temperature [K]:	4000	Diffuser type:	OPAL
Mounting version:	surface	Dimensions A/B [mm]:	ø300/90

### Features:

- Classic of the genre
- High ingress protection
- Easy assembly
- Ring in several colors
- Good value for money
- High impact resistance





## Camea Pro LED Evo

max.  
99 lm/W IP44 IK10 II

Light source: LED module

Nominal power range [W]: 10, 11, 20

Luminous flux range [lm]: 1000 - 1900

Colour temperature [K]: 3000, 4000

Mounting version: surface

Material of the body: PP

Colour of the body: white


Diffuser material: PC

Diffuser type: OPAL

Dimensions A/B [mm]: ø300/90

### Features:

- Classic of the genre
- Anti-theft protection
- High ingress protection
- Easy assembly
- Ring in several colors
- High impact resistance



## Phobos LED

max.  
122 lm/W IP20 IK08 I

Light source: LED module

Nominal power range [W]: 28 - 60

Luminous flux range [lm]: 3250 - 7400

Colour temperature [K]: 3000, 4000

Mounting version: surface

Material of the body: powder coated steel

Colour of the body: white,

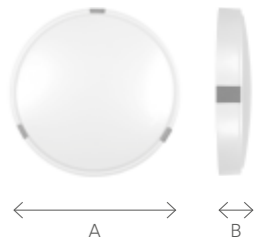
Diffuser material: PMMA, PS

Diffuser type: OPAL,

Dimensions A/B [mm]: ø500/110

### Features:

- Eye-catching
- High luminous efficiency
- Easy assembly
- Large diameter of the diffuser
- Uniform light distribution








## Gamma LED

max. 89 lm/W IP54 IK10 II

Light source:	LED module	Material of the body:	PP
Nominal power range [W]:	12, 14	Colour of the body:	white
Luminous flux range [lm]:	950, 1600	Diffuser material:	PC
Colour temperature [K]:	4000	Diffuser type:	OPAL
Mounting version:	surface	Dimensions A/B [mm]:	ø280/72

### Features:

- Low weight
- Fast, simple mounting
- Highest impact resistance
- Very high ingress protection




## Gamma LED Basic


max. 110 lm/W IP54 IK10 II

Light source:	LED module	Material of the body:	PP
Nominal power range [W]:	8, 10, 13	Colour of the body:	white
Luminous flux range [lm]:	800, 980, 1500	Diffuser material:	PC
Colour temperature [K]:	3000, 4000	Diffuser type:	OPAL
Mounting version:	surface	Dimensions A/B [mm]:	ø220/72, ø280/72

### Features:

- Low weight
- Fast, simple mounting
- Highest impact resistance
- Very high ingress protection






## Mercury LED

max.  
94 lm/W IP54 IK10 |

Light source:	LED module	Material of the body:	PP
Nominal power range [W]:	8	Colour of the body:	white
Luminous flux range [lm]:	700, 750	Diffuser material:	PC
Colour temperature [K]:	3000, 4000	Diffuser type:	OPAL
Mounting version:	surface	Dimensions A/B [mm]:	ø255/85

### Features:

- Classic
- Increased ingress protection
- Decorational ring
- Small footprint
- Highest impact resistance



## Deimos LED Plus

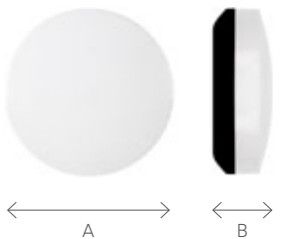
max.  
115 lm/W IP40 IK02 |


— Available budget version VD with sequential driver

Light source:	LED module	Material of the body:	HIPS
Nominal power range [W]:	12, 20, 26	Colour of the body:	white, black
Luminous flux range [lm]:	1400, 1500, 2200, 2350, 2850, 3100,	Diffuser material:	PMMA
Colour temperature [K]:	3000, 4000	Diffuser type:	OPAL
Mounting version:	surface	Dimensions A/B [mm]:	ø400/100

### Features:

- High luminous efficiency
- Uniform light distribution
- Large diameter of the diffuser
- Branded components





## Saturn LED

Available Saturn LED LC

max. 98 lm/W IP54 IK10 I,II

Light source:	LED module
Nominal power range [W]:	9, 10, 14, 18
Luminous flux range [lm]:	800, 840, 870, 931, 1300, 1400, 1650, 1750
Colour temperature [K]:	3000, 4000
Mounting version:	surface

Material of the body:	PP
Colour of the body:	white, ring: gold, white, black, satin or silver colour
Diffuser material:	PC
Diffuser type:	OPAL
Dimensions A/B [mm]:	ø335/110

### Features:

- Classic
- Increased ingress protection
- Ring in several colors
- Many versions including anti-vandal
- Highest impact resistance
- Base and ring made of UV-resistant plastic



## Coral LED Evo Plus

Available standard version Coral LED Evo


max. 86 lm/W IP44 IK10 I

Light source:	LED module
Nominal power range [W]:	9
Luminous flux range [lm]:	740, 810
Colour temperature [K]:	3000, 4000
Mounting version:	surface, recessed

Material of the body:	PP
Colour of the body:	white
Diffuser material:	PC
Diffuser type:	OPAL
Dimensions A/B [mm]:	ø260/108

### Features:

- Simplicity
- Ring in several colors
- Possibility of through wiring
- Suspended mounting plate for easy assembly






## Callisto LED Evo

max.  
116 lm/W IP40 IK03 |

Light source:	LED module	Material of the body:	Galvanized steel
Nominal power range [W]:	9, 15	Colour of the body:	grey
Luminous flux range [lm]:	960 - 1850	Diffuser material:	glass
Colour temperature [K]:	3000, 4000	Diffuser type:	OPAL, OPAL MAT
Mounting version:	surface	Dimensions A/B [mm]:	ø260/103, ø305/103, ø305/114, ø365/103, ø365/114, ø420/103, ø420/114

### Features:

- Classic design
- Unique Triplex glass diffuser
- Glass diffuser with shiny OPAL (soft light)
- Matt diffuser (soft light) finish
- Metal base
- Variety of sizes and powers



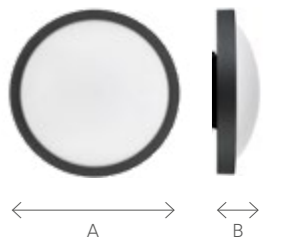
## Teo LED

max.  
91 lm/W IP65 IK10 |

Light source:	LED module	Material of the body:	aluminium
Nominal power range [W]:	15	Colour of the body:	graphite
Luminous flux range [lm]:	1550	Diffuser material:	PC
Colour temperature [K]:	4000	Diffuser type:	OPAL
Mounting version:	surface	Dimensions A/B [mm]:	ø306/90

### Features:

- Solid and durable construction
- Solid aluminium body
- Very high ingress protection
- High uniformity of light SDCM ≤3
- Highest impact resistance



—— **Portal** LED Basic



The bulkheads are especially dedicated to applications in residential constructions.



## Portal LED Basic

max. 73 lm/W IP54 IK08 |

Light source:	LED module	Material of the body:	PP
Nominal power range [W]:	6	Colour of the body:	white
Luminous flux range [lm]:	440	Diffuser material:	PC
Colour temperature [K]:	4000	Diffuser type:	OPAL
Mounting version:	surface	Dimensions A/B/C [mm]:	280/185/55

### Features:

- Minimalism
- Durable construction
- Options: dusk sensor, motion detector
- Easy assembly
- High ingress protection
- High impact resistance



## Square LED Basic

max. 89 lm/W IP54 IK08 ||

Light source:	LED module	Material of the body:	PC
Nominal power range [W]:	13	Colour of the body:	white
Luminous flux range [lm]:	1490	Diffuser material:	PC
Colour temperature [K]:	4000	Diffuser type:	OPAL
Mounting version:	surface	Dimensions A/B/C [mm]:	260/260/60

### Features:

- Classic, square design
- Diffuser: OPAL (soft light)
- Increased ingress protection
- Option: motion detector
- High impact resistance





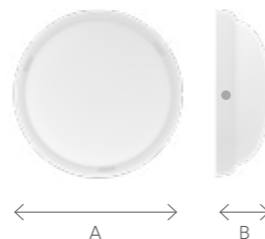
## Vega LED

max.  
103 lm/W IP44 IK08 |

Light source:	LED module	Material of the body:	PP
Nominal power range [W]:	7	Colour of the body:	white
Luminous flux range [lm]:	880, 920	Diffuser material:	glass
Colour temperature [K]:	4000	Diffuser type:	PRM, OPAL
Mounting version:	surface	Dimensions A/B [mm]:	ø239/95

### Features:

- Classic design
- Glass diffuser
- Increased ingress protection
- Possibility of outside application IP44




## Point LED

max.  
116 lm/W IP44 IK07 |

Light source:	LED module	Material of the body:	PP
Nominal power range [W]:	8	Colour of the body:	white
Luminous flux range [lm]:	770, 810, 850, 930	Diffuser material:	glass
Colour temperature [K]:	3000, 4000	Diffuser type:	PRM, OPAL
Mounting version:	surface	Dimensions A/B [mm]:	ø230/90

### Features:

- Solid
- High ingress protection
- High energy efficiency
- Classic glass diffuser
- Increased impact resistance





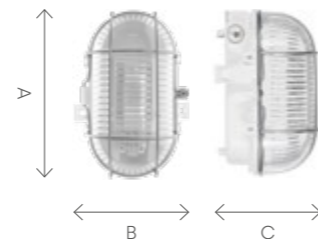
## Oval LED

max. 83 lm/W IP65 IK10 |

Light source:	LED module	Material of the body:	PP
Nominal power range [W]:	2,5	Colour of the body:	white, grey
Luminous flux range [lm]:	210	Diffuser material:	glass
Colour temperature [K]:	3000, 4000	Diffuser type:	PRM
Mounting version:	surface	Dimensions A/B/C [mm]:	170/105/125

### Features:

- Classic design
- Glass diffuser
- Easy assembly
- Increased impact resistance
- High ingress protection
- Duct luminaire



## Oval LED Evo


— Available version 24V

max. 102 lm/W IP44 IK06 |

Light source:	LED module	Material of the body:	PP
Nominal power range [W]:	5	Colour of the body:	white, grey
Luminous flux range [lm]:	430, 470, 510, 530, 580, 620	Diffuser material:	glass, PC
Colour temperature [K]:	3000, 4000	Diffuser type:	PRM, OPAL
Mounting version:	surface	Dimensions A/B/C [mm]:	170/115/105, 170/105/110

### Features:

- Classic design
- Glass diffuser
- Easy assembly
- Increased impact resistance
- Duct luminaire
- High ingress protection








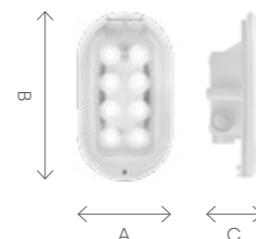
## Oval LED Basic

max.  
82 lm/W IP44 IK10 II

Light source:	LED module	Material of the body:	PC, PP
Nominal power range [W]:	3,4	Colour of the body:	white
Luminous flux range [lm]:	370	Diffuser material:	PC
Colour temperature [K]:	4000	Diffuser type:	OPAL
Mounting version:	surface	Dimensions A/B/C [mm]:	85/160/45

### Features:

- Very durable construction
- Modern lenticular diffuser
- Easy assembly
- Duct luminaire
- High ingress protection
- Increased impact resistance



Application of Oval LED Basic in basement

---

# Street lighting





# Safely and always to the destination

Street and road luminaires of the Polish manufacturer Lena Lighting represent modern solutions, energy efficiency, durability and safety. They provide both effective and eye-catching lighting.

— Our luminaires are characterised by:

- Excellent quality at a competitive price
- Design developed by our own R&D department
- Top quality branded components
- Efficiency up to 160 lm/W
- Power range from 18 to 228 W
- Luminous flux range from 1900 to 27300 lm
- Very high IP66 ingress protection
- SP10kV protection as standard
- IK07-IK09 impact resistance
- Wide range of light distribution
- ULOR = 0.0%

## Tiara LED family

The newest and most flexible items in our offer of road luminaires.

max.  
160 lm/W IP66 IK09 I, II

Tiara LED and Tiara LED Pro luminaires can be used on motorways, expressways as well as on national, municipal, local and residential roads. They can also be successfully used to illuminate pedestrian crossings, pavements and bicycle paths.

Tiara LED is a new generation of road luminaires. Designed from scratch, it introduces new solutions to improve light distribution and temperature balance, thus introducing new standards in road lighting. The luminaire uses directional lenticular matrices. Components of renowned manufacturers and new LED have an effect on very high luminous efficiency. The luminaire uses a solution that integrates the diffuser with the LED module.

The luminaire design allows for tool-free access to the electrical equipment compartment. The fitting has many improvements to facilitate and accelerate assembly: an independent body with an ergonomic suspension system of the light module; handle adjustable in increments: -5° to +15° (peak to pole); -15° to +5° (side to boom).

#### AVAILABLE OPTIONS:

- Motion sensor
- Compatible with the modern CLUE CITY control system (additional NEMA and ZHAGA connectors),




#### CLUE CITY compatibility

Tiara works with Clue City lighting control system, which provides intelligent lighting of roads and outdoor spaces.



#### Quick, innovative assembly

Tiara luminaire have tool-free access to the interior of the luminaire, which translates to its hassle-free maintenance.



#### More efficient LED

The use of even newer and more efficient LED diodes translates directly into greater energy efficiency of the lamp.



#### Solid construction

Tiara LED luminaires are designed from the highest quality materials. They are reliable and resistant to extreme weather conditions.






## Tiara LED Pro

max. 159 lm/W IP66 IK09 I,II

Light source:	LED module	Material of the body:	powder coated aluminium
Nominal power range [W]:	20 - 167	Colour of the body:	grey
Luminous flux range [lm]:	2700 - 20450	Diffuser material:	tempered glass, glass
Colour temperature [K]:	3000, 4000, 5700	Diffuser type:	transparent
Mounting version:	side, top, on the pole	Dimensions A/B/C [mm]:	665/122/262, 870/122/262

### Features:

- The luminaire is ENEC, ENEC+ and CE certified
- A very wide range of light distribution
- Very high luminous efficiency
- Tool-free access to the electrical equipment compartment
- Possible to connect with the modern CLUE CITY control system (additional NEMA or ZHAGA connectors)
- Long LED lifetime – 100,000 h L90B10




## Tiara LED

max. 128 lm/W IP6 IK09 I,II

Light source:	LED module	Material of the body:	powder coated aluminium
Nominal power range [W]:	18 - 228	Colour of the body:	grey
Luminous flux range [lm]:	1900 - 27300	Diffuser material:	tempered glass, glass
Colour temperature [K]:	3000, 4000, 5700	Diffuser type:	transparent
Mounting version:	side, top, on the pole	Dimensions A/B/C [mm]:	665/122/262, 870/122/262

### Features:

- The luminaire is ENEC, ENEC+ and CE certified
- A very wide range of light distribution
- Very high luminous efficiency
- Tool-free access to the electrical equipment compartment
- Possible to connect with the modern CLUE CITY control system (additional NEMA or ZHAGA connectors)
- Long LED lifetime – 100,000 h L90B10





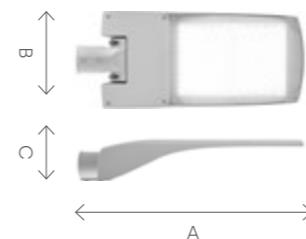
## Corona Street LED Evo 2 Pro

max. 149 lm/W IP65 IK08 I,II

Light source:	LED module	Material of the body:	aluminium
Nominal power range [W]:	20 - 107	Colour of the body:	grey
Luminous flux range [lm]:	2850 - 14750	Diffuser material:	glass
Colour temperature [K]:	3000, 4000, 5700	Diffuser type:	transparent
Mounting version:	side, top, on the pole	Dimensions A/B/C [mm]:	648/262/128

### Features:

- High luminous efficiency
- Flexibility in the selection of power and luminous flux
- Very high ingress protection
- Very high impact resistance
- Solid body made of die-cast aluminium
- Long LED lifetime – 100,000 h L90B10



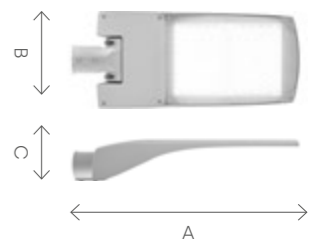
## Corona Street LED Evo 2

max. 136 lm/W IP65 IK08 I,II

Light source:	LED module	Material of the body:	aluminium
Nominal power range [W]:	18 - 155	Colour of the body:	grey
Luminous flux range [lm]:	2200 - 18550	Diffuser material:	glass
Colour temperature [K]:	3000, 4000, 5700	Diffuser type:	transparent
Mounting version:	side, top, on the pole	Dimensions A/B/C [mm]:	648/262/128

### Features:

- High luminous efficiency
- Flexibility in the selection of power and luminous flux
- Very high ingress protection
- Very high impact resistance
- Solid body made of die-cast aluminium
- Long LED lifetime – 100,000 h L90B10





## Corona Street LED Evo

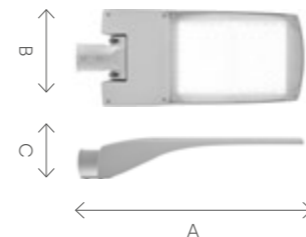
max.  
150 lm/W IP66 IK08 I,II

Light source:	LED module
Nominal power range [W]:	30 - 100
Luminous flux range [lm]:	3850 - 13250
Colour temperature [K]:	3000, 4000, 5700
Mounting version:	side, top, on the pole

Material of the body:	aluminium
Colour of the body:	grey
Diffuser material:	glass
Diffuser type:	transparent
Dimensions A/B/C [mm]:	648/262/128

### Features:

- Very high ingress protection
- Very high impact resistance
- Solid body made of die-cast aluminium
- The luminaire is ENEC and CE certified



Application of Corona Street LED Evo 2 in Środa Wielkopolska.

## Astra LED family

### Modern and economical street-parking lamps

max.  
153 lm/W IP66 IK09 I, II

**Astra LED is a road lamp with high luminous efficiency and a modern and energy-saving, integrated LED light module.**


Thanks to the use of a tight quick connector and a power cable connected to the lamp, it allows for quick installation. Recommended for use in open areas to illuminate: streets, local roads, bicycle paths, alleys, sidewalks, parking lots and squares.

IP66 ingress protection class and IK08 impact-rating features make this fitting extremely tight and shock-resistant (vandal-resistant).

Integrated, step-regulated grip allows to set the fitting by 5 degrees in the range of -5° to +15° (peak to pole); -5° to +15° (side to boom).

#### AVAILABLE OPTIONS:

- Motion sensor
- Mounting bracket with a 76 mm diameter.
- 12-24V version dedicated to power supply from photovoltaic panels of wind turbines or other sources with an output voltage of 12-24V DC



#### Quick assembly

Thanks to the use of a tight quick connector and a power cable connected to the lamp, it allows for quick installation.




#### Self-cleaning

The self-cleaning, uniform body made of polypropylene (PP) with fibreglass (GF)



#### Efficient lens matrix

Astra uses directional lenticular matrices made of PMMA or PC, thanks to which it is possible to obtain a great light distribution.



#### Easy beam angle adjustment

Integrated, step-regulated grip allows to set the fitting by 5° in the range of: -5° to +15° (peak to pole), -5° to +15° (side to boom).







## Astra LED

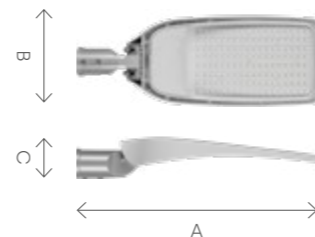
Available basic version and budget version  
VD with sequential driver

max. 153 lm/W IP66 IK08 I,II

Light source:	LED module	Material of the body:	PP+FG
Nominal power range [W]:	17, 37, 52, 53, 68, 69, 98	Colour of the body:	grey
Luminous flux range [lm]:	2100 - 12800	Diffuser material:	PC
Colour temperature [K]:	3000, 4000, 5700	Diffuser type:	matrix led, transparent
Mounting version:	side, top, on the pole	Dimensions A/B/C [mm]:	640/233/113

### Features:

- Compact dimensions
- SP10kV surge protection as standard
- H07RN-F cable, 0.7 m long
- IP66 quick connector
- Energy saving



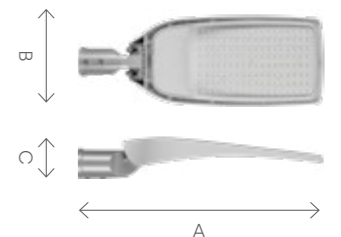
## Astra LED 12-24V

max. 151 lm/W IP66 IK08 III

Light source:	LED module	Material of the body:	PP+FG
Nominal power range [W]:	9 - 29	Colour of the body:	grey
Luminous flux range [lm]:	1350, 1450, 2750, 2900, 4000, 4300, 5700	Diffuser material:	PC
Colour temperature [K]:	3000, 4000	Diffuser type:	matrix led, transparent
Mounting version:	side, top, on the pole	Dimensions A/B/C [mm]:	640/233/113

### Features:

- Compact dimensions
- Protection class III
- H07RN-F cable, 0.2 m long
- IP66 quick connector





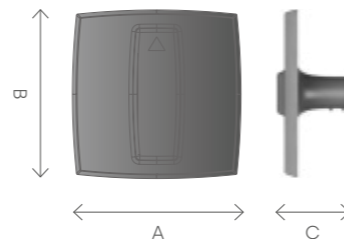
## Mitra LED

max. 140 lm/W IP66 IK07 I, II

Light source:	LED module	Material of the body:	PP+FG
Nominal power range [W]:	13, 22, 31, 44, 52, 62	Colour of the body:	grey
Luminous flux range [lm]:	1550 - 7050	Diffuser material:	PC
Colour temperature [K]:	3000, 4000	Diffuser type:	transparent, frozen
Mounting version:	top - on the pole	Dimensions A/B/C [mm]:	398/398/175

### Features:

- High impact resistance
- Two types of diffuser – opalescent and transparent
- The luminaire is CE certified
- Surge protection (SP10kV)
- H07RN-F cable, 0.6 m long, and IP66 quick connector



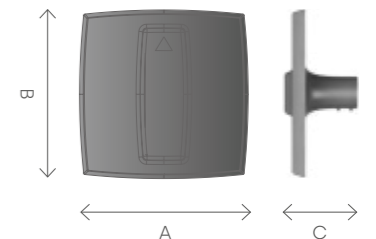
## Mitra LED Basic

max. 92 lm/W IP66 IK07 I

Light source:	LED module	Material of the body:	PP+FG
Nominal power range [W]:	26, 37, 51	Colour of the body:	grey
Luminous flux range [lm]:	2450, 2750, 3450, 3850, 4750, 5300	Diffuser material:	PC
Colour temperature [K]:	3000, 4000	Diffuser type:	MAT
Mounting version:	top - on the pole	Dimensions A/B/C [mm]:	398/398/174

### Features:

- High impact resistance
- Two types of diffuser – opalescent and transparent
- The luminaire is CE certified
- Surge protection (SP10kV)
- H07RN-F cable, 0.2 m long, and IP66 quick connector





## Leo Park LED


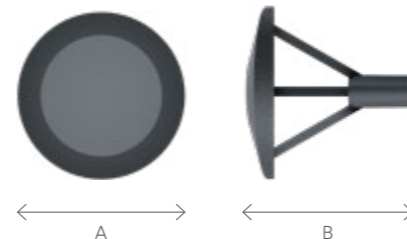
max.  
130 lm/W IP65 IK07 II

Light source:	LED module
Nominal power range [W]:	30, 40, 76, 88
Luminous flux range [lm]:	3200, 3700, 4000, 4600, 9300, 11400
Colour temperature [K]:	4000
Mounting version:	top - on the pole

Material of the body:	aluminium
Colour of the body:	graphite, silver
Diffuser material:	PMMA
Diffuser type:	transparent
Dimensions A/B [mm]:	ø400/430

### Features:

- High impact resistance
- Three types of diffuser
- Round, compact aluminium housing
- The luminaire is CE certified
- Available light distribution types: ASM1; RM2; SM1



Application of Leo Park LED.

# Medical lighting





# Good lighting makes everyone feel better

The interior climate and atmosphere depends on many factors. One of the most important is lighting, which can literally “transform” a room. The colour of the light and the size of the stream allows you to create an atmosphere of cosiness or austerity. It is the light that shapes the interior and affects our well-being.

Patients tend to choose a health care facility which will provide them with the best care. We provide the best state-of-the-art lighting which will increase work efficiency of medical staff and create an atmosphere conducive to patient recovery.


---

#### Choosing our dedicated LED luminaires:

- Block the development of pathogens thanks to silver ions (2%) in lamp body
- Decreases electricity consumption - guarantee of lower energy bills
- Increases work efficiency of medical staff
- Bolsters the well-being and recovery of patients in hospitals
- Helps the staff stay focused and increases accuracy and precision in laboratories
- Increases the body's efficiency and effectiveness of exercises in rehabilitation rooms
- Creates the right atmosphere in sanatoriums
- Ensures an adequate level of discretion and peace in hospices
- Supports peace and a homely atmosphere in retirement homes
- Professionally matched lighting helps the elderly lead an autonomous life



NEW



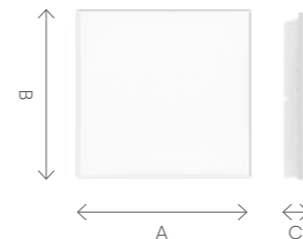
### Compact LED Hygienic

max. 130 lm/W IP65 IP44 IP20 IK07 I,II

Light source:	LED module
Nominal power range [W]:	22 - 65
Luminous flux range [lm]:	2700 - 7450
Colour temperature [K]:	4000
Mounting version:	surface, recessed

Material of the body:	ABS with the addition of silver ions (2%)
Colour of the body:	white
Diffuser material:	PC with the addition of silver ions (2%)
Diffuser type:	OPAL, PRM
Dimensions A/B/C [mm]:	620/620/66, 595/595/71

- Features:
- Silver ions inhibiting the development of pathogens
  - BIOMASTER certificate
  - Ingress protection up to IP65
  - For clean rooms



### Compact LED Evo IP65

max. 142 lm/W IP65 IK07 I,II

Light source:	LED module
Nominal power range [W]:	24 - 60
Luminous flux range [lm]:	2750-8100
Colour temperature [K]:	3000, 4000
Mounting version:	surface

Material of the body:	ABS
Colour of the body:	white
Diffuser material:	PC
Diffuser type:	OPAL, PRM
Dimensions A/B/C [mm]:	620/620/66

- Features:
- Light
  - Classic design
  - Very high ingress protection





## Compact LED Evo 1200 IP65

max. 117 lm/W IP65 IK07 |

Light source:	LED module
Nominal power range [W]:	25-58
Luminous flux range [lm]:	2900-7000
Colour temperature [K]:	3000, 4000
Mounting version:	suspended, surface

Material of the body:	ABS
Colour of the body:	white
Diffuser material:	PC
Diffuser type:	OPAL
Dimensions A/B/C [mm]:	1195/250/69

### Features:

- Light
- Classic design
- Very high ingress protection



## Labo LED

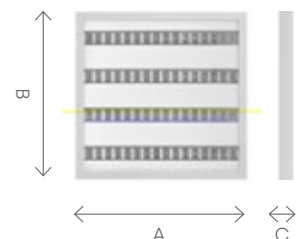
max. 81 lm/W IP65 IK07 |,II

Light source:	LED module
Nominal power range [W]:	32, 48
Luminous flux range [lm]:	2850-4400
Colour temperature [K]:	4000
Mounting version:	suspended, surface


Material of the body:	powder coated steel
Colour of the body:	white
Diffuser material:	PC
Diffuser type:	OPAL, transparent
Dimensions A/B/C [mm]:	595/595/50, 595/595/70

### Features:

- Meets high requirements
- Solid steel powder-coated body
- Very high ingress protection
- Optics: HE (limited glare) or OPAL (soft light) reflector
- Option: Ra>90
- Shatterproof diffuser
- Glare-reducing louvre luminaire



Labo & Compact LED



Greater Poland Children's Health Center in Poznań






## Labo LED 1200x600

max. 74 lm/W IP65 IK07 |

Light source:	LED module	Material of the body:	powder coated steel
Nominal power range [W]:	64-128	Colour of the body:	white
Luminous flux range [lm]:	5100-10250	Diffuser material:	PC
Colour temperature [K]:	4000	Diffuser type:	OPAL, transparent
Mounting version:	suspended, surface	Dimensions A/B/C [mm]:	1195/595/50, 1195/595/70

- Features:**
- Meets high requirements
  - Very high ingress protection
  - Optics: HE (limited glare) or OPAL (soft light) reflector
  - Option: Ra>90
  - Shatterproof diffuser
  - Glare-reducing louvre luminaire




## Labo LED 1200x300

max. 81 lm/W IP65 IK07 |

Light source:	LED module	Material of the body:	powder coated steel
Nominal power range [W]:	32 - 48	Colour of the body:	white
Luminous flux range [lm]:	2850-4400	Diffuser material:	PC
Colour temperature [K]:	4000	Diffuser type:	OPAL, transparent
Mounting version:	suspended, surface	Dimensions A/B/C [mm]:	1195/295/50, 1195/295/70

- Features:**
- Meets high requirements
  - Solid steel powder-coated body
  - Very high ingress protection
  - Optics: HE (limited glare) or OPAL (soft light) reflector
  - Option: Ra>90
  - Shatterproof diffuser
  - Glare-reducing louvre luminaire



# Bactericidal and virucidal lamps



# Let's be safe every day!

In a clinic, office, restaurant or in the underground... Wherever you are, you will feel more confident from now on. Widespread vaccinations, social distancing and wearing masks are the main tools in the fight against the COVID-19 pandemic. And another important thing for people's safety is efficient disinfection.

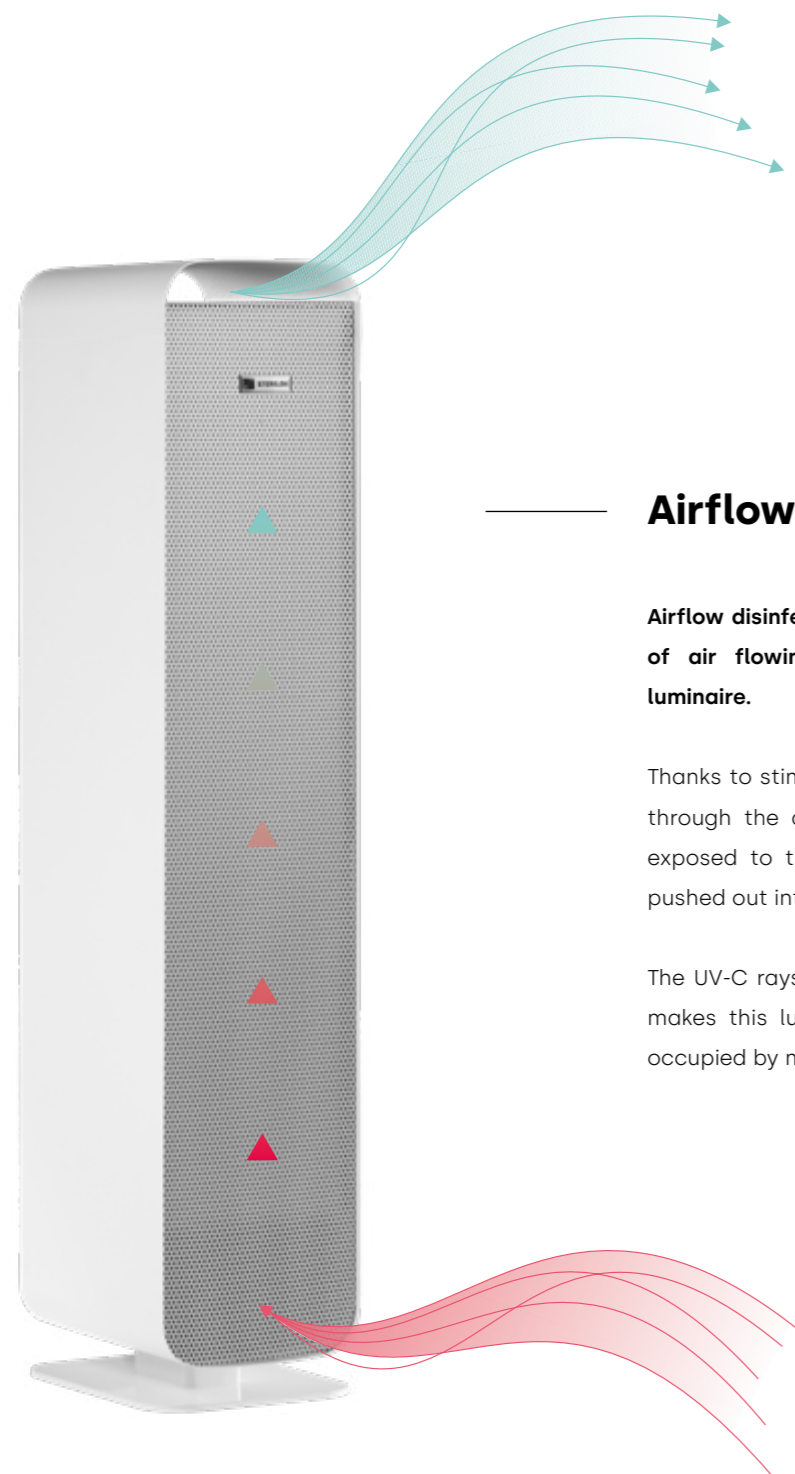
We present a line of luminaires dedicated for air and surface disinfection. Thanks to the UV-C technology, well-known and proven for over 100 years, the Sterilon family is nearly 100% effective in removing viruses, bacteria and mould.

## UV-C Sterilon Family

## Products certified by Polish National Institute of Hygiene

Evidence-based efficiency





## Airflow disinfection

Airflow disinfection consists in UV-C irradiation of air flowing through the interior of the luminaire.

Thanks to stimulated circulation, the air passes through the disinfection chamber, where it is exposed to the light and sterilised, and then pushed out into the room.

The UV-C rays do not reach the outside, which makes this luminaire ideally suited for places occupied by many people.



**UV-C Sterilon Flow Premium works in the background, in your presence,** so that you can focus on your work or whatever you like doing.



reddot winner 2022


# Because trust really matters

Ultraviolet light is an effective tool in the fight against viruses, bacteria and mould. For many years, it has been widely used in medical institutions: in hospitals, for decontamination of operating theatres, treatment rooms, patient rooms, medical tools and devices.

UV-C light disinfection is also commonly used to pasteurise milk, decontaminate means of transport and sterilise tools in beauty and hairdressing salons.

With airflow luminaires representing the UV-C Sterilon family, you can safely disinfect rooms occupied by people. This is possible thanks to their design, thanks to which the UV-C light does not leak outside the luminaire.

**99,9%**  
neutralisation  
VIRUSES / BACTERIA / FUNGI



## UV-C Sterilon family

15

different variants

- 01 **UV-C Sterilon Hepa**  
Two technologies & high power
- 02 **UV-C Sterilon Flow**  
Highest quality & top performance
- 03 **UV-C Sterilon Flow Premium**  
High efficiency & design
- 04 **UV-C Sterilon Air**  
High quality & high efficiency
- 05 **UV-C Sterilon Air Light**  
Enhancing safety & portable
- 06 **UV-C Sterilon Car**  
High Efficient & Compact
- 07 **UV-C Sterilon Air Z1**  
Mobile & convenient
- 08 **UV-C Sterilon Air Z4**  
High performance & mobile
- 09 **UV-C Sterilon Max**  
Disinfection in large spaces
- 10 **UV-C Sterilon Clean**  
Disinfection in large spaces
- 11 **UV-C Sterilon Square PP**  
High Efficient & safe
- 12 **UV-C Sterilon Square Hepa**  
Two technologies & design
- 13 **UV-C Sterilon Square Hepa 2**  
Two technologies, design & performance
- 14 **UV-C Sterilon Square**  
Dual functionality & direct disinfection
- 15 **UV-C Sterilon**  
Direct disinfection & durable

NEW




## UV-C Sterilon Hepa

IP20 |

Light source:	UV-C ultraviolet tube	Power cord [m]:	3
Type of disinfection:	safe air disinfection	Filters:	dust filter, HEPA
Maximum airflow [m <sup>3</sup> /h]:	200	Colour of the body:	white/silver, black/gold
Maximum area of disinfection:	100 m <sup>2</sup> (300 m <sup>3</sup> )	Light source lifespan [H]:	9000
Total power consumption [W]	220	Dimensions A/B/C [mm]:	720/260/260

### Features:

- High power
- Two technologies
- Control
- Design



## UV-C Sterilon Flow


IP20 |

— Available Mono budget version

Light source:	UV-C ultraviolet tube	Power cord [m]:	3
Type of disinfection:	safe air disinfection	Filters:	dust filter
Maximum airflow [m <sup>3</sup> /h]:	200 for 144W, 160 for 72W	Colour of the body:	white/silver
Maximum area of disinfection:	40 m <sup>2</sup> (120m <sup>3</sup> ) for 144W 25 m <sup>2</sup> (75m <sup>3</sup> ) for 72W	Light source lifespan [H]:	9000
Total power consumption [W]	155 for 144W, 82 for 72W	Dimensions A/B/C [mm]:	724/160/220 for 144W 724/160/160 for 72W

### Features:

- Portable
- Design
- High efficiency
- Multiple mounting options and accessories





reddot winner 2022

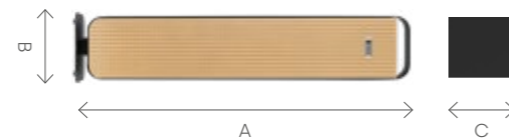
## UV-C Sterilon Flow Premium

IP20 |

Light source:	UV-C ultraviolet tube	Power cord [m]:	3
Type of disinfection:	safe air disinfection	Filters:	dust filter
Maximum airflow [m <sup>3</sup> /h]:	200 for 144W, 160 for 72W	Colour of the body:	white/silver, black/gold
Maximum area of disinfection:	40 m <sup>2</sup> (120m <sup>3</sup> ) for 144W 25 m <sup>2</sup> (75m <sup>3</sup> ) for 72W	Light source lifespan [H]:	9000
Total power consumption [W]	155 for 144W, 85 for 72W	Dimensions A/B/C [mm]:	724/160/220 for 144W 724/160/160 for 72W

### Features:

- Airflow control
- Great design
- High efficiency
- Multiple mounting options and accessories



Application of UV-C Sterilon Flow Premium - Catavina Offices in Kraków




## UV-C Sterilon Air

IP20 |

Light source:	UV-C ultraviolet tube	Power cord [m]:	3 (depend on version)
Type of disinfection:	safe air disinfection	Filters:	dust filter
Maximum airflow [m <sup>3</sup> /h]:	220 / 110 (ECO) for 144W 160 / 110 (ECO) for 72W	Colour of the body:	white / endcap grey
Maximum area of disinfection:	50 m <sup>2</sup> (150m <sup>3</sup> ) for 144W 30 m <sup>2</sup> (90m <sup>3</sup> ) for 72W	Light source lifespan [H]:	9000
Total power consumption [W]	142 / 73	Dimensions A/B/C [mm]:	600/148/148, 679/148/148 (stativ), 717/230/230 (wheels)

**Features:**

- Airflow control
- Safe
- High efficiency
- Multiple mounting options and accessories



## UV-C Sterilon Air Light

IP20 |

Light source:	UV-C ultraviolet tube	Power cord [m]:	3 (depend on version)
Type of disinfection:	safe air disinfection	Filters:	dust filter
Maximum airflow [m <sup>3</sup> /h]:	160 for 144W 110 for 72W	Colour of the body:	white/silver
Maximum area of disinfection:	40 m <sup>2</sup> (120m <sup>3</sup> ) for 144W 25 m <sup>2</sup> (75m <sup>3</sup> ) for 72W	Light source lifespan [H]:	9000
Total power consumption [W]	142 / 78	Dimensions A/B/C [mm]:	600/148/148

**Features:**

- Airflow control
- Safe
- High efficiency
- Multiple mounting options and accessories







## UV-C Sterilon Car

IP20 |

Light source:	UV-C ultraviolet tube
Type of disinfection:	safe air disinfection
Maximum airflow [m <sup>3</sup> /h]:	84
Maximum area of disinfection:	depend of vehicle type
Total power consumption [W]	28

Power cord [m]:	3 m for 230V 5 m for 12V & 24V
Filters:	dust filter
Colour of the body:	white / endcap grey
Light source lifespan [H]:	9000
Dimensions A/B/C [mm]:	407/145/148

### Features:

- Practical
- Efficient
- Quiet
- Compact



UV-C Sterilon Car devices in LuxSebTrans buses.



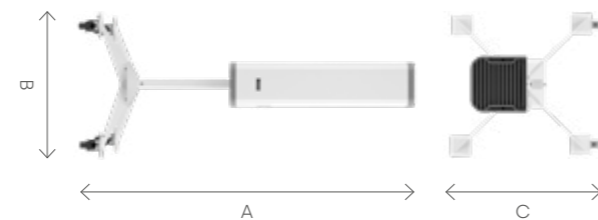
## UV-C Sterilon Air Z1

IP20 |

Light source:	UV-C ultraviolet tube	Power cord [m]:	3
Type of disinfection:	safe air disinfection	Filters:	dust filter
Maximum airflow [m <sup>3</sup> /h]:	220 / 110 [ECO] for 144W 160 / 110 [ECO] for 72W	Colour of the body:	white / endcap grey
Maximum area of disinfection:	50 m <sup>2</sup> (150m <sup>3</sup> ) for 144W 30 m <sup>2</sup> (90m <sup>3</sup> ) for 72W	Light source lifespan [H]:	9000
Total power consumption [W]	143 / 73	Dimensions A/B/C [mm]:	1082/471/471

**Features:**

- Practical
- Mobile
- High efficiency
- Safe



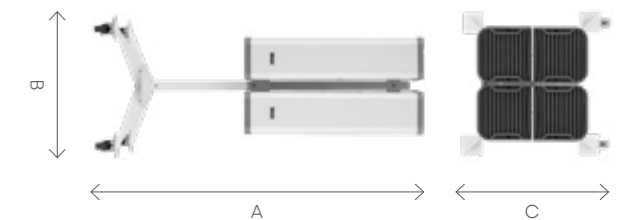
## UV-C Sterilon Air Z4

IP20 |

Light source:	UV-C ultraviolet tube	Power cord [m]:	3
Type of disinfection:	safe air disinfection	Filters:	dust filter
Maximum airflow [m <sup>3</sup> /h]:	4x220 for 576W 4x110 for 288W	Colour of the body:	white / endcap grey
Maximum area of disinfection:	800 m <sup>3</sup> (250m <sup>2</sup> ) for 576W 440 m <sup>3</sup> (150m <sup>2</sup> ) for 288W	Light source lifespan [H]:	9000
Total power consumption [W]	580 / 312	Dimensions A/B/C [mm]:	1082/471/471

**Features:**

- Very high airflow
- Efficient
- Mobile
- Safe
- For large spaces





## UV-C Sterilon Max

IP20 |

Light source:	UV-C ultraviolet tube	Power cord [m]:	4
Type of disinfection:	safe air disinfection	Filters:	dust filter, HEPA H13, carbon
Maximum airflow [m <sup>3</sup> /h]:	1500m <sup>3</sup>	Colour of the body:	white-graphite, black
Max. noise level [db]	~37	Light source lifespan [H]:	9000
Total power consumption [W]	288 W	Dimensions A/B/C [mm]:	1915/650/650

### Cechy wyróżniające:

- Very high airflow
- Single dose of 90 J/m<sup>2</sup> to 100 J/m<sup>2</sup>
- For large spaces
- Safe for people and animals
- The possibility of printing graphics to the body
- Mobility



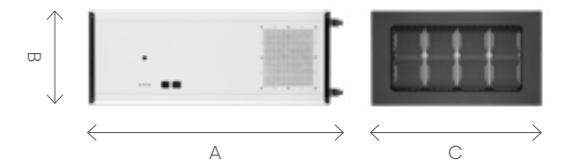
## UV-C Sterilon Clean

IP20 |

Light source:	UV-C ultraviolet tube	Power cord [m]:	1,5
Type of disinfection:	safe air disinfection	Filters:	dust filter
Maximum airflow [m <sup>3</sup> /h]:	700m <sup>3</sup>	Colour of the body:	white-graphite, black
Max. noise level [db]	~38	Light source lifespan [H]:	9000
Total power consumption [W]	216 W	Dimensions A/B/C [mm]:	1110/425/770

### Cechy wyróżniające:

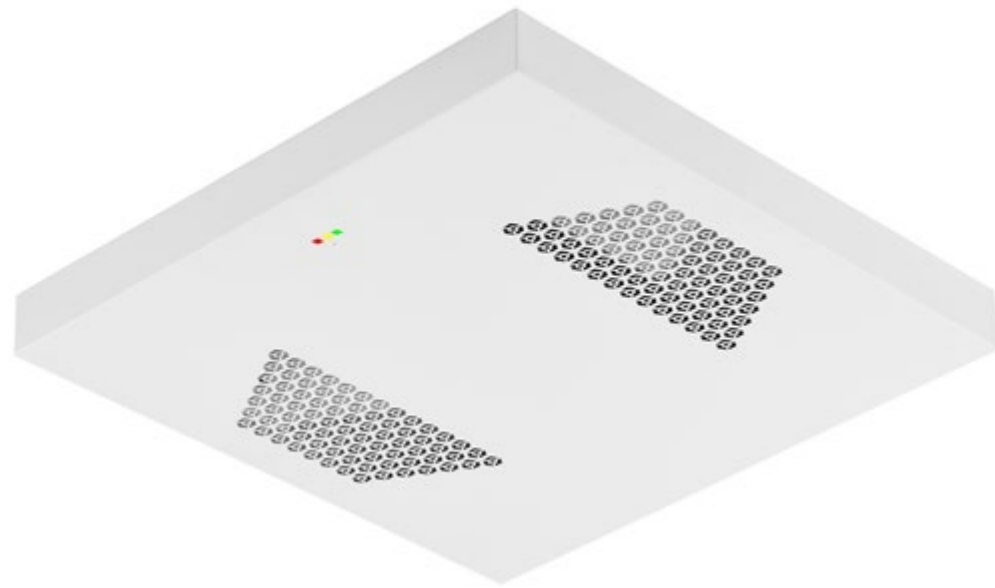
- Very high airflow
- Single dose of 90 J/m<sup>2</sup> to 100 J/m<sup>2</sup>
- For large spaces
- Safe for people and animals
- The possibility of printing graphics to the body
- Mobility



— UV-C Sterilon **Max / Clean**



Visualisations of the luminaires used for airflow disinfection in an office and a hospital room.



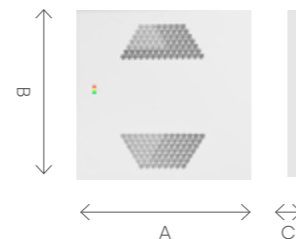
## UV-C Sterilon Square PP

IP20 |

Light source:	UV-C ultraviolet tube	Power cord [m]:	n/a
Type of disinfection:	safe air disinfection	Filters:	dust filter
Maximum airflow [m <sup>3</sup> /h]:	120	Colour of the body:	white
Maximum area of disinfection:	30 m <sup>2</sup> (90 m <sup>3</sup> )	Light source lifespan [H]:	9000
Total power consumption [W]	72	Dimensions A/B/C [mm]:	595/595/70

### Features:


- Safe & quiet
- Easy mounting
- Surface, suspended and recessed mounting
- The luminaire is equipped with time counter used for indicating the consumption of UV-C tubes



Application of UV-C Sterilon Square PP in school classroom.

NEW

NEW



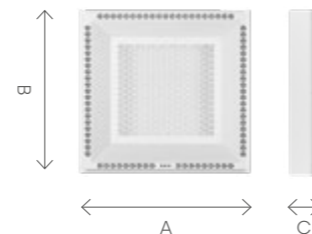
## UV-C Sterilon Square Hepa

IP20 |

Light source:	UV-C ultraviolet tube	Power cord [m]:	n/a
Type of disinfection:	safe air disinfection	Filters:	dust filter, HEPA
Maximum airflow [m <sup>3</sup> /h]:	200m <sup>3</sup>	Colour of the body:	white
Maximum area of disinfection:	70m <sup>2</sup>	Light source lifespan [H]:	9000
Total power consumption [W]	178	Dimensions A/B/C [mm]:	595/595/158

### Features:

- High power
- Two technologies
- Safe
- Design




## UV-C Sterilon Square Hepa 2

IP20 |

Light source:	UV-C ultraviolet tube	Power cord [m]:	n/a
Type of disinfection:	safe air disinfection	Filters:	carbon filter, HEPA
Maximum airflow [m <sup>3</sup> /h]:	150m <sup>3</sup> , 220m <sup>3</sup> (carbon filter/F7)	Colour of the body:	white
Maximum area of disinfection:	70m <sup>2</sup>	Light source lifespan [H]:	9000
Total power consumption [W]	160	Dimensions A/B/C [mm]:	625/625/158

### Features:

- High power
- Two technologies
- Safe
- Design





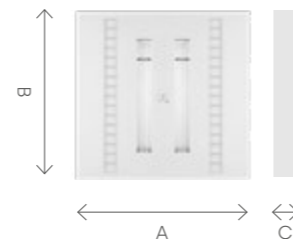
## UV-C Sterilon Square

IP20 |

Light source:	UV-C ultraviolet tube	Power cord [m]:	n/a
Type of disinfection:	direct surface disinfection	Filters:	n/a
Maximum airflow [m <sup>3</sup> /h]:	n/a	Colour of the body:	white
Maximum area of disinfection:	20 m <sup>2</sup>	Light source lifespan [H]:	9000
Total power consumption [W]	20	Dimensions A/B/C [mm]:	595/595/50

### Features:

- Dual functionality - LED + direct disinfection
- Function of protection against exposure to UV-C radiation (inverted RCR sensor)
- Surface, suspended and recessed mounting
- Easy mounting
- Simple design



Application of UV-C Sterilon Square (direct surface disinfection) in office room.




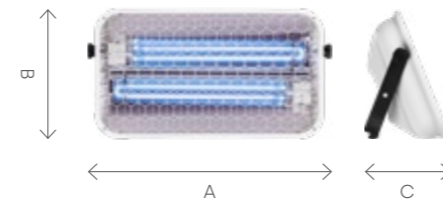
## UV-C Sterilon

IP20 |

Light source:	UV-C ultraviolet tube	Power cord [m]:	5
Type of disinfection:	direct surface disinfection	Filters:	n/a
Maximum airflow [m <sup>3</sup> /h]:	n/a	Colour of the body:	white
Maximum area of disinfection:	35 m <sup>2</sup> for 108W, 25 m <sup>2</sup> for 72W, 15m <sup>2</sup> dla 36W	Light source lifespan [H]:	9000
Total power consumption [W]	36, 108/72	Dimensions A/B/C [mm]:	480/270/100 for 108W & 72W, 320/216/95 for 36W

### Features:

- Portable & light
- Direct disinfection
- Durable
- Possibility to use with Future Stand tripod



Application of UV-C Sterilon (direct surface disinfection) in empty hotel room.




---

# Investment lighting



**Emergency lighting**





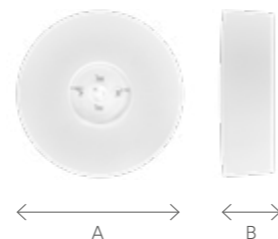
## Dot LED CS

IP65 IK08 II

Light source:	LED module	Material of the body:	PC
Nominal power range [W]:	1, 2	Colour of the body:	white
Luminous flux range [lm]:	140, 260	Diffuser material:	PMMA
Colour temperature [K]:	5000	Diffuser type:	transparent
Mounting version:	surface	Dimensions A/B [mm]:	ø140/40

### Features:

- Very high ingress protection
- 1- or 3-hour operating range auto-testing
- Auto-testing function
- 3 types of light distribution
- Autonomous emergency luminaire
- Two types: maintained (M) and non maintained NM



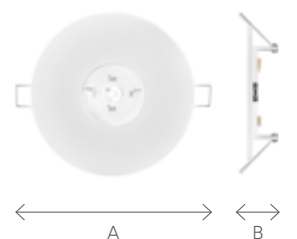
## Dot LED CR

IP65 IK08 II

Light source:	LED module	Material of the body:	PC
Nominal power range [W]:	1, 2	Colour of the body:	white
Luminous flux range [lm]:	140, 260	Diffuser material:	PMMA
Colour temperature [K]:	5000	Diffuser type:	transparent
Mounting version:	surface	Dimensions A/B [mm]:	ø135/30

### Features:

- Very high ingress protection
- 1- or 3-hour operating range
- Auto-testing function
- 3 types of light distribution
- Autonomous emergency luminaire
- Two types: maintained (M) and non maintained NM





## Lumax S LED

IP40 IK08 II

Light source: LED module

Nominal power range [W]: 2

Luminous flux range [lm]: 250

Colour temperature [K]: 5000

Mounting version: surface

Material of the body: PC

Colour of the body: white


Diffuser material: PC

Diffuser type: PRM

Dimensions A/B/C [mm]: 350/120/75

### Features:

- Classic design
- Universal: maintained or non-maintained emergency lighting
- Highly efficient LEDs and batteries
- Visibility of the sign - 20m



Application of Dot LED CS - corridor in an apartment building.

---

# Intelligent light management system



# Your Light under control

**CLUE CITY is a technologically advanced system that remotely manages and controls road luminaires. Optimises energy efficiency and monitors the status of each luminaire.**

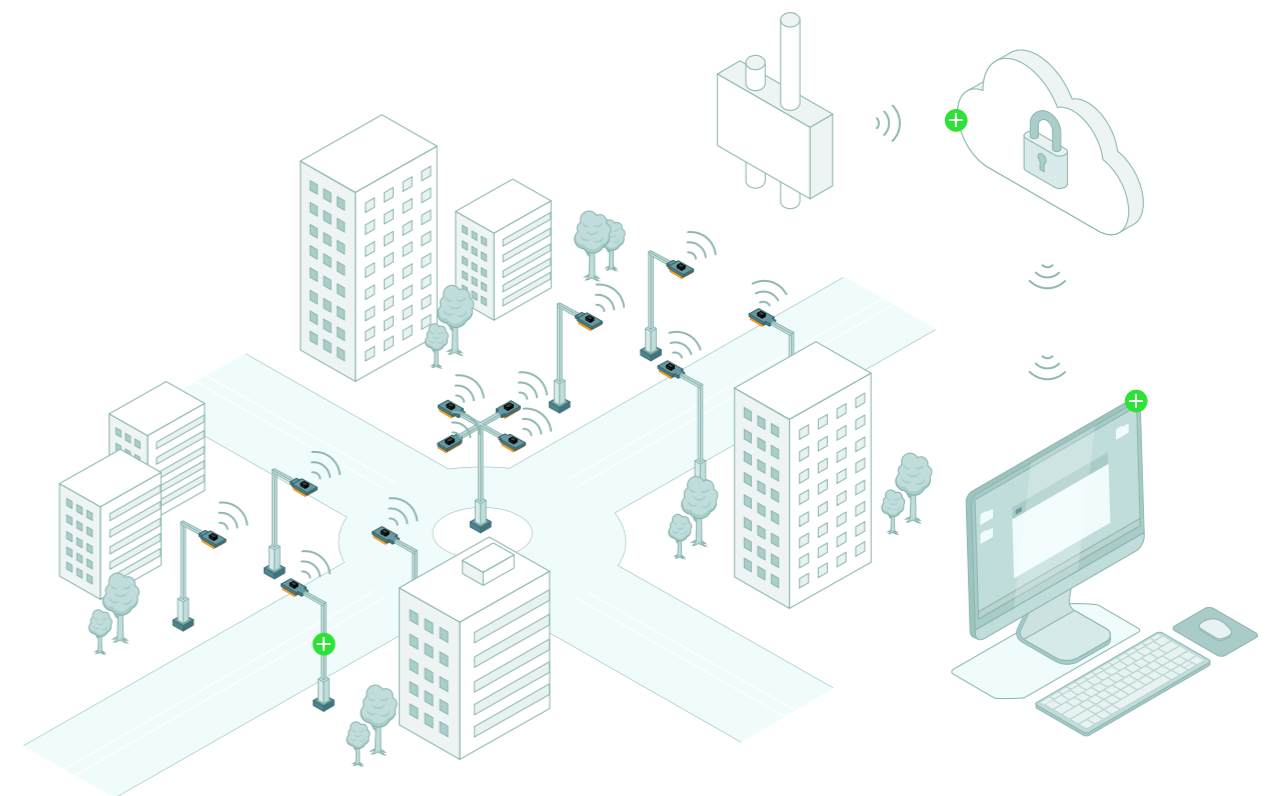
Is intuitive, reliable and secure. Provides accurate real-time control of street lighting infrastructure. The cloud-based interface is available to the administrator 24/7 from any device connected to the Internet.



See how it works:  
[lenalighting.com/cluecity-en](http://lenalighting.com/cluecity-en)

## CLUE CITY enables:

- Remote luminaire management.
- Creating a luminaire working schedule and adjusting the light level in selected hourly intervals.
- Creating groups of luminaires, which facilitates the management of lighting in selected areas.
- Geolocation and visualisation of street luminaires on the map.
- Accurate measurement of energy consumption and its recording and archiving.
- Monitoring the working conditions of the light source and the driver.
- Monitoring the wear of LED components. The obtained data will keep the system administrator informed about a possible need to replace a luminaire, which translates into lower maintenance costs and significantly shortens the response time.
- Multi-level management of system users.



CLUE CITY operating diagram. Two-way communication and lighting management.



## CLUE IN

Properly adjusted light improves the comfort of life, efficiency and employees' safety, as well as the cognitive abilities of students. From work and education, through relaxation and fun.

System's scalability allows CLUEIN to be applied regardless of the size of the facility. It will prove perfect in one room, as well as in the entire building complex.

No need for overhauls, cutting into walls or cabling. Easy access via application installed in your smartphone enables to see the world in a better light.

CLUEIN can be used in both open space office areas and in individual offices. It will prove perfect in conference rooms, passageways, reception areas, lobbies and social rooms.



See how it works:  
[lenalighting.com/cluein-en](http://lenalighting.com/cluein-en)

---

**Adapts light to current user's needs,  
while optimising the use of energy.**

This is CLUEIN system



---

**Human Centric** Lighting

## — DALI / DALI 2

DALI (Digital Addressable Lighting Interface) is a fully digital communication protocol enabling communication between the installation's end components (luminaires) and the control system, regardless of the applied technological solutions. It allows to build complete lighting systems based on components from any manufacturer.

## — Internet of things - IoT

Uniquely identifiable items can directly or indirectly collect, process or exchange data via an electrical installation or intelligent KNX, or a computer network, or a dedicated DALI network. The system enables remote control via mobile devices and is compatible with existing BMS systems, such as KNX. It is also possible to control larger facilities/installations using an enhanced interface via the PC Platform. Thanks to this solution, it is possible to control the peripherals of building automation.

## — Corridor function

The basis for the operation of a dual-beam luminaire (equipped with the so-called corridor function) is the use of a two-circuit track or a dimmable driver in combination with a motion sensor. In both cases the luminaire works, for example, in a 10/100 system. When the luminaire is at rest, it constantly emits 10% of the nominal flux value, and when it detects movement, it smoothly switches into 100% mode. The corridor solution is especially useful in places, where constant minimal illumination of the monitored surface is required.

## — DIMM 1-10V control

Most LED luminaires can be equipped with a dimmable DIMM 1-10 V power supply. The wide possibilities offered by modern LED modules can be exploited to their full capacity, if the luminaires are connected to the 1-10V CONTROL analogue lighting control system. This solution allows you to control each individual luminaire or a group of luminaires and maximise savings without any adverse effects on LED modules' durability.

## — PIR - Passive infrared sensor

Directional, passive infrared sensor allowing precise control of lighting. Works in a specific area minimising the number of false alarms (excitations). The sensor allows to adjust illuminance (day-night identification), length of working time (switch off delay) and effective range of operation (distance from sensor and detection area). In addition, it allows you to indicate the monitored direction of detection. It allows to adjust the luminaire's operation mode to save up to 90% of the energy consumed.

## — Tunable white

Tunable White (Human Centric Lighting) is a technology that allows the user to control the colour (colour temperature) and luminous flux of a single or group of luminaires, reflecting the natural light whose colour and intensity changes over the day. The Human Centric Lighting system, which uses Tunable White luminaires, also allows luminaires to adapt to current needs and activities, regardless of the time of day. There are two types of LEDs in the luminaire and the DALI bus, prompted via the touch panel or application, controls the colour and luminous flux. Manual control is possible or scenes can be pre-set.

## — Radio motion sensor

Active microwave sensor invisible from the outside, allowing more efficient use of lighting – it reduces energy consumption and the corresponding costs of energy. It provides intelligent lighting control and allows you to maintain high luminaire tightness (installation inside the luminaire). Using the sensor does not affect the lifespan of the LED panels. The sensor allows to adjust illuminance (day-night identification), length of working time (switch off delay) and effective range of operation (detection field radius). It allows to adjust the luminaire's operation mode to save up to 90% of the energy consumed. RCR sensors are also available in the Bluetooth version and are used in corridor systems, offering smooth brightening after motion detection and the daylight harvest function. It is possible to purchase the sensor in a standalone version or as a component.

## — Lighting control system

It allows you to reduce energy consumption by using daylight and automatic switching the light off in the absence of people. The system includes three highly advanced miniature sensors linked to a controller using a set of predefined modes. The lighting control system uses the DALI protocol, developed with the purpose of simplicity of use and providing energy efficiency up to 75%. The light sensor works in the band of visible light (perceived by the human eye), automatically adjusting the level of artificial lighting to the intensity of daylight without causing any visual discomfort for the people remaining inside the room. The motion sensor precisely detects the movement of people. It works in conjunction with the delay function to ensure optimal lighting performance in offices.

# Accessories - industrial lighting

## — Tytan LED Family

### Tytan 2 LED 1450mm

2450lm 830 - lighting module	941856
2650lm 840 - lighting module	941375
2650lm 850 - lighting module	942358
4150lm 830 - lighting module	941863
4550lm 840 - lighting module	941382
4550lm 850 - lighting module	942365
7300/8400lm 830 - lighting module	941870
7850/9050lm 840 - lighting module*	941399
7850/9050lm 850 - lighting module	942372

### Tytan 2 LED 1450mm

5250lm 830 - lighting module	941887
5650lm 840 - lighting module	941405
5650lm 850 - lighting module	942389
6550lm 830 - lighting module	941894
7050lm 840 - lighting module	941412
7050lm 850 - lighting module	942396
10500lm 830 - lighting module	941900
11300lm 840 - lighting module**	941429
11300lm 850 - lighting module	942402

### Tytan 2 LED Basic 1150mm & 1450mm Tytan 2 LED Basic Multi 1150mm

1150mm 3900lm 840 - lighting module	367267
1150mm 5850lm 840 - lighting module	367274
1150mm 6800lm 840 - lighting module	367281
1450mm 6250lm 840 - lighting module	367304
1450mm 10000lm 840 - lighting module	367298

### Tytan 2 LED Chemo 1150mm & 1450mm

1150mm 4550lm 840 - lighting module	367311
1150mm 7850lm 840 - lighting module	367328
1450mm 11300lm 840 - lighting module	367335
1450mm 5650lm 840 - lighting module	367342

### Tytan 2 LED Hall 1150mm & 1450mm

1150mm 8200lm 840 60D - lighting module	367106
1150mm 8250lm 840 70D - lighting module	367113
1150mm 8350lm 840 90D - lighting module	367120
1450mm 10200lm 840 60D - lighting module	367229
1450mm 10300lm 840 70D - lighting module	367236
1450mm 10400lm 840 90D - lighting module	367243

### Tytan Multi LED / Tytan LED Pro 1150mm & 1450mm

1150mm 2500-4300lm 840 - lighting module	358937
1150mm 5000-8700lm 840 - lighting module	358944
1450mm 3150-5450lm 840 - lighting module	358951
1450mm 6300-10800lm 840 - lighting module	358968

Protective grid 1152 mm	907913
Protective grid 1432mm	907920
Adjustable handle (set of 2)	908200
Breathable gland grey M20*1.5 IP67	16000507
M16 stuffing box plug	60000006

\* fits to: Tytan 2 LED Endura Plus 4750lm 840 / Tytan 2 LED Endura Plus 7050lm 840 / Tytan 2 LED Endura Minus 9050lm 840


\*\* fits to: Tytan 2 LED Endura Plus 8200lm 840 / Tytan 2 LED Endura Minus 11300lm 840

## — Industry IP66 LED


Adjustable handle (set of 2)	908200
Connector IP68 (Y)	800ML208

## — Industry 2 LED

Aluminium raster 1210mm	540011
Aluminium raster 1490mm	540004
Protective grid 1210 mm	541568
Protective grid 1490 mm	541254
Protective grid 1490 mm x 3	539992
Suspension cord for chain (pack of 2)	541247
Pendant hook on wire (pack of 2)	543944
Adjustable handle (set of 2)	908200



Aluminium raster



Protective grid



Suspension cord for chain



Pendant hook on wire

## — Linea 2 LED

840 mm cover	966330
Closing set	966323
LS2 5P blank module	966309
LS2 7P blank module	966316
LS2 5P blank module	966644
LS2 7P blank module	966651



# Accessories - industrial lighting

## — Mimo 2 LED, Mimo 2 LED Basic

Double grip for suspended mounting	100673
Connector IP68 (Y)	800ML208
M16 stuffing box plug	60000006



Double grip for suspended mounting



Connector IP68

## — Oculus LED

Protective grid	964862
Surface mounting handle	964893
Universal bracket	964886
PIR sensor	963674
Motion and dusk sensor	964244

## — Oculus LED Mini

Protective grid	967030
Surface mounting handle	964893
Universal bracket	964886
PIR sensor	967047
Motion and dusk sensor	967054

## — Hulk 2 LED Basic

Protective grid	964862
Motion and dusk sensor	964244

## — Hulk 2 LED Basic Mini


Protective grid	967030
Motion and dusk sensor	967054

## — Quest 2 LED

Accessory for pole mounting	559921
Accessory for boom mounting 1000 mm	559938
Accessory for boom mounting 1500 mm	559969
Protective grid L	699962
Protective grid M	699979
Future stand tripod	000737



Accessory for pole mounting



Accessory for boom mounting



Protective grid



Future stand tripod

## — Quest 2 LED HB

Protective grid L	699962
Protective grid M	699979
Protective grid QUEST 2 LED HB (Big)	699948
Protective grid QUEST 2 LED HB (small)	699955

## Accessories - office, architectural lighting

### — Baris 52 LED - suspensions

Power suspension (white)	318030
Power suspension (black)	318047
Power suspension (anodized)	318054
Dali power suspension (white)	318061
Dali power suspension (black)	318078
Dali power suspension (anodized)	318085
Suspension cord	318092

### — Universal suspensions

Suspension cord	171512
Electrical suspension cord (round box)	171505
Electrical suspension cord (square box)	171574
Safety suspension (modular ceiling) for Compact LED Evo (recessed version)	904349



Suspension cord



Electrical cord (round box)



Electrical cord (round box)

### — Mounting frames

Plasterboard recessing kit 630x630 mm for 595x95 mm luminaires	999543
Surface frame 600x600 mm for Plano LED Evo	552410
Surface frame 1200x300 mm for Plano LED Evo	552427

### — Brackets for plasterboard mounting

Plasterboard mounting brackets (4 pcs) for Compact LED Evo (recessed version)	630033
Plasterboard clip set (4pcs) for Plano LED Evo	552397

### — Coria LED - suspensions

Coria Hang set 1 fi 100 white	556647
Coria Hang set 1 fi 100 white dali	556661
Coria Hang set 1 fi 100 black	556654
Coria Hang set 1 fi 100 black dali	556678
Coria Hang set 2 fi 100 white	556685
Coria Hang set 2 fi 100 white dali	556708
Coria Hang set 2 fi 100 black	556692
Coria Hang set 2 fi 100 black dali	556715
Coria Hang set 3 fi 150 white	556722
Coria Hang set 3 fi 150 white dali	556746
Coria Hang set 3 fi 150 black	556739
Coria Hang set 3 fi 150 black dali	556753

### — Plano LED Evo - suspensions:

Hanging string set (4pcs)	552403
---------------------------	--------

## Accessories - street lighting

Steel holder	314049
Grey steel powder coated holder	314056
Mounting bracket Ø76 mm	UL00141



Steel holder



Grey steel powder coated holder




Mounting bracket Ø76 mm

---

## Professional lighting design is on our side.

Offices: Środa Wielkopolska / Warsaw



Customers of Lena Lighting S.A. may at any time of the investment rely on the professional advice of our experts. We will not only support you in the selection of lighting concept and the products themselves, but we do visualizations and complimentary lighting projects using specialized computer software. We also prepare the analysis of cost-effectiveness and energy-saving Lighting.

---

**Ready** for your request



# It really matters

We manufacture according to the highest environmental standards



In recent years, we have continued and deepened our growing commitment to promoting an eco-friendly attitude towards business. Being aware of the importance of environmental protection behaviours and future generations inspires us to put maximum effort into offering the highest quality, energy-efficient products; and to make sure that the entire process and technology of their production do not have a negative impact on the ecosystem.

Our efforts and their effectiveness have been confirmed by the ISO 14001 certificate. This means that Lena Lighting has successfully implemented an environmental management system. The overall goal of this system is to create conditions for the functioning of the enterprise in order to minimise the negative impact on the natural environment. We have already succeeded, but we are going to continue our journey and invest in technology and knowledge aimed at care for the natural environment.



———— Since 1989

We create **the light together**

Środa Wielkopolska, Poland



# The



Lena Lighting S.A.  
ul. Kórnicka 52, 63-000 Środa Wielkopolska, POLAND  
tel. +48 (61) 28 60 300, e-mail: hello@lenalighting.pl

[www.lenalighting.com](http://www.lenalighting.com)