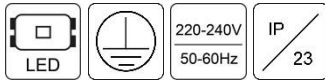


### BLADE Z LED

#### Continuous Line and Batten Luminares



<b>Description:</b>	Surface mounted industrial LED luminaire Light distribution type: direct Optical system: lenses Housing: zinc coated steel Colour: light grey
<b>General data:</b>	Mains voltage: 220-240V, 0/50/60Hz LED lifetime, h: 100000/L80B50 Protection class IEC: I SDCM: 3 Ingress protection code: IP23 Mechanical impact resistance: IK07 Operating temperature range, °C: ta -10...+40/ ta -10...+35
<b>Installation:</b>	On the ceiling or suspended (suspension brackets to be ordered separately). Push-in terminal, 5x2x2.5mm <sup>2</sup>
<b>Environment:</b>	Indoor
<b>Application:</b>	Retail, industry, warehouse, hall, public place



Supplied with a hinged reflector unit, which can be opened for easy installation and access to terminal block. Just open reflector by removing lock screw, connect cable to the terminal block and close it.

Product	Length, mm	Width, mm	Height, mm	Luminaire output*, lm	System power*, W	System efficacy*, lm/W	CRI* (Ra)	CCT*, K	Weight, kg
Blade Z LED1x5300 G423 T830 L30	1245	90	73	4938	31,3	158	80+	3000	3,4
Blade Z LED1x7600 G424 T830 L30	1245	90	73	7092	41,6	170	80+	3000	3,4
Blade Z LED1x10500 G425 T830 L30	1245	90	73	9825	59,8	164	80+	3000	3,4
Blade Z LED1x6600 G427 T830 L30	1539	90	73	6173	38,7	159	80+	3000	4
Blade Z LED1x9450 G428 T830 L30	1539	90	73	8865	51,5	172	80+	3000	4
Blade Z LED1x13100 G426 T830 L30	1539	90	73	12282	74,8	164	80+	3000	4
Blade Z LED1x5300 G423 T840 L30	1245	90	73	5205	31,3	166	80+	4000	3,4
Blade Z LED1x7600 G424 T840 L30	1245	90	73	7475	41,6	179	80+	4000	3,4
Blade Z LED1x10500 G425 T840 L30	1245	90	73	10357	59,8	173	80+	4000	3,4
Blade Z LED1x6600 G427 T840 L30	1539	90	73	6507	38,7	168	80+	4000	4
Blade Z LED1x9450 G428 T840 L30	1539	90	73	9344	51,5	181	80+	4000	4
Blade Z LED1x13100 G426 T840 L30	1539	90	73	12946	74,8	173	80+	4000	4
Blade Z LED1x5300 G423 T830 L40x75	1245	90	73	4938	31,3	158	80+	3000	3,4
Blade Z LED1x7600 G424 T830 L40x75	1245	90	73	7092	41,6	170	80+	3000	3,4
Blade Z LED1x10500 G425 T830 L40x75	1245	90	73	9825	59,8	164	80+	3000	3,4
Blade Z LED1x6600 G427 T830 L40x75	1539	90	73	6173	38,7	159	80+	3000	4
Blade Z LED1x9450 G428 T830 L40x75	1539	90	73	8865	51,5	172	80+	3000	4
Blade Z LED1x13100 G426 T830 L40x75	1539	90	73	12282	74,8	164	80+	3000	4
Blade Z LED1x5300 G423 T840 L40x75	1245	90	73	5205	31,3	166	80+	4000	3,4
Blade Z LED1x7600 G424 T840 L40x75	1245	90	73	7475	41,6	179	80+	4000	3,4
Blade Z LED1x10500 G425 T840 L40x75	1245	90	73	10357	59,8	173	80+	4000	3,4
Blade Z LED1x6600 G427 T840 L40x75	1539	90	73	6507	38,7	168	80+	4000	4
Blade Z LED1x9450 G428 T840 L40x75	1539	90	73	9344	51,5	181	80+	4000	4
Blade Z LED1x13100 G426 T840 L40x75	1539	90	73	12946	74,8	173	80+	4000	4
Blade Z LED1x5300 G423 T830 L75	1245	90	73	4990	31,3	159	80+	3000	3,4
Blade Z LED1x7600 G424 T830 L75	1245	90	73	7166	41,6	172	80+	3000	3,4
Blade Z LED1x10500 G425 T830 L75	1245	90	73	9929	59,8	166	80+	3000	3,4

Product	Length, mm	Width, mm	Height, mm	Luminaire output*, lm	System power*, W	System efficacy*, lm/W	CRI* (Ra)	CCT*, K	Weight, kg
Blade Z LED1x6600 G427 T830 L75	1539	90	73	6238	38,7	161	80+	3000	4
Blade Z LED1x9450 G428 T830 L75	1539	90	73	8958	51,5	174	80+	3000	4
Blade Z LED1x13100 G426 T830 L75	1539	90	73	12411	74,8	166	80+	3000	4
Blade Z LED1x5300 G423 T840 L75	1245	90	73	5260	31,3	168	80+	4000	3,4
Blade Z LED1x7600 G424 T840 L75	1245	90	73	7554	41,6	181	80+	4000	3,4
Blade Z LED1x10500 G425 T840 L75	1245	90	73	10466	59,8	175	80+	4000	3,4
Blade Z LED1x6600 G427 T840 L75	1539	90	73	6575	38,7	170	80+	4000	4
Blade Z LED1x9450 G428 T840 L75	1539	90	73	9442	51,5	183	80+	4000	4
Blade Z LED1x13100 G426 T840 L75	1539	90	73	13082	74,8	175	80+	4000	4
Blade Z LED1x5300 G423 T830 L75W	1245	90	73	4990	31,3	159	80+	3000	3,4
Blade Z LED1x7600 G424 T830 L75W	1245	90	73	7166	41,6	172	80+	3000	3,4
Blade Z LED1x10500 G425 T830 L75W	1245	90	73	9929	59,8	166	80+	3000	3,4
Blade Z LED1x6600 G427 T830 L75W	1539	90	73	6238	38,7	161	80+	3000	4
Blade Z LED1x9450 G428 T830 L75W	1539	90	73	8958	51,5	174	80+	3000	4
Blade Z LED1x13100 G426 T830 L75W	1539	90	73	12411	74,8	166	80+	3000	4
Blade Z LED1x5300 G423 T840 L75W	1245	90	73	5260	31,3	168	80+	4000	3,4
Blade Z LED1x7600 G424 T840 L75W	1245	90	73	7554	41,6	181	80+	4000	3,4
Blade Z LED1x10500 G425 T840 L75W	1245	90	73	10466	59,8	175	80+	4000	3,4
Blade Z LED1x6600 G427 T840 L75W	1539	90	73	6575	38,7	170	80+	4000	4
Blade Z LED1x9450 G428 T840 L75W	1539	90	73	9442	51,5	183	80+	4000	4
Blade Z LED1x13100 G426 T840 L75W	1539	90	73	13082	74,8	175	80+	4000	4
Blade Z LED1x5300 G423 T830 L90W	1245	90	73	4990	31,3	159	80+	3000	3,4
Blade Z LED1x7600 G424 T830 L90W	1245	90	73	7166	41,6	172	80+	3000	3,4
Blade Z LED1x10500 G425 T830 L90W	1245	90	73	9929	59,8	166	80+	3000	3,4
Blade Z LED1x6600 G427 T830 L90W	1539	90	73	6238	38,7	161	80+	3000	4
Blade Z LED1x9450 G428 T830 L90W	1539	90	73	8958	51,5	174	80+	3000	4
Blade Z LED1x13100 G426 T830 L90W	1539	90	73	12411	74,8	166	80+	3000	4
Blade Z LED1x5300 G423 T840 L90W	1245	90	73	5260	31,3	168	80+	4000	3,4
Blade Z LED1x7600 G424 T840 L90W	1245	90	73	7554	41,6	181	80+	4000	3,4
Blade Z LED1x10500 G425 T840 L90W	1245	90	73	10466	59,8	175	80+	4000	3,4
Blade Z LED1x6600 G427 T840 L90W	1539	90	73	6575	38,7	170	80+	4000	4
Blade Z LED1x9450 G428 T840 L90W	1539	90	73	9442	51,5	183	80+	4000	4
Blade Z LED1x13100 G426 T840 L90W	1539	90	73	13082	74,8	175	80+	4000	4
Blade Z LED1x5300 G423 T830 L2A25	1245	90	73	4990	31,3	159	80+	3000	3,4
Blade Z LED1x7600 G424 T830 L2A25	1245	90	73	7166	41,6	172	80+	3000	3,4
Blade Z LED1x10500 G425 T830 L2A25	1245	90	73	9929	59,8	166	80+	3000	3,4
Blade Z LED1x6600 G427 T830 L2A25	1539	90	73	6238	38,7	161	80+	3000	4
Blade Z LED1x9450 G428 T830 L2A25	1539	90	73	8958	51,5	174	80+	3000	4
Blade Z LED1x13100 G426 T830 L2A25	1539	90	73	12411	74,8	166	80+	3000	4
Blade Z LED1x5300 G423 T840 L2A25	1245	90	73	5260	31,3	168	80+	4000	3,4
Blade Z LED1x7600 G424 T840 L2A25	1245	90	73	7554	41,6	181	80+	4000	3,4
Blade Z LED1x10500 G425 T840 L2A25	1245	90	73	10466	59,8	175	80+	4000	3,4
Blade Z LED1x6600 G427 T840 L2A25	1539	90	73	6575	38,7	170	80+	4000	4
Blade Z LED1x9450 G428 T840 L2A25	1539	90	73	9442	51,5	183	80+	4000	4
Blade Z LED1x13100 G426 T840 L2A25	1539	90	73	13082	74,8	175	80+	4000	4
Blade Z LED1x5300 G423 T830 L1A18	1245	90	73	4886	31,3	156	80+	3000	3,4
Blade Z LED1x7600 G424 T830 L1A18	1245	90	73	7017	41,6	168	80+	3000	3,4
Blade Z LED1x10500 G425 T830 L1A18	1245	90	73	9722	59,8	163	80+	3000	3,4
Blade Z LED1x6600 G427 T830 L1A18	1539	90	73	6108	38,7	158	80+	3000	4
Blade Z LED1x9450 G428 T830 L1A18	1539	90	73	8771	51,5	170	80+	3000	4
Blade Z LED1x13100 G426 T830 L1A18	1539	90	73	12152	74,8	163	80+	3000	4
Blade Z LED1x5300 G423 T840 L1A18	1245	90	73	5151	31,3	164	80+	4000	3,4
Blade Z LED1x7600 G424 T840 L1A18	1245	90	73	7397	41,6	178	80+	4000	3,4
Blade Z LED1x10500 G425 T840 L1A18	1245	90	73	10248	59,8	171	80+	4000	3,4
Blade Z LED1x6600 G427 T840 L1A18	1539	90	73	6438	38,7	166	80+	4000	4
Blade Z LED1x9450 G428 T840 L1A18	1539	90	73	9246	51,5	180	80+	4000	4
Blade Z LED1x13100 G426 T840 L1A18	1539	90	73	12809	74,8	171	80+	4000	4

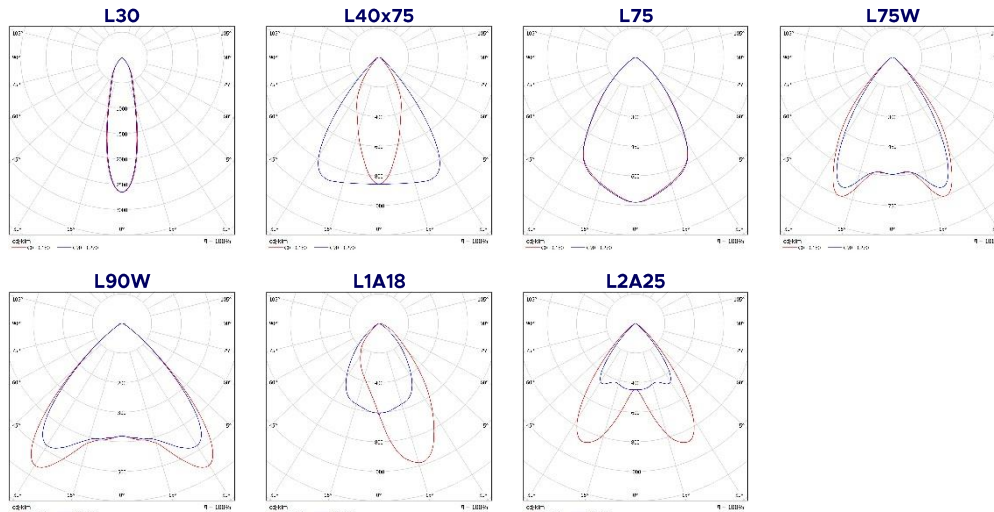
\*Tolerance range for optical and electrical data: ±10%. Values apply to an ambient temperature of 25°C. NORTHCLIFFE LIGHTING is constantly developing and improving its products. The right is reserved to change any product specifications without prior notification

\*note - for models: G423, G427 - only every second LED lights up


### Available options:

T830	Colour temperature 3000K, CRI 80+
T840	Colour temperature 4000K, CRI 80+
L30	Optics with 30 beam angle, narrow
L40x75	Optics with 40x75 beam angle, high rack
L75	Optics with 75 beam angle, standard
L75W	Optics with 75 beam angle, wide
L90W	Optics with 90 beam angle, wide
L1A18	Optics with asymmetric beam
L2A25	Optics with double asymmetric beam
DALI	Driver with DALI interface and switch-control dimming
HBEAIRB-M	Master luminaire with integrated smart sensor for high ceiling (up to 16m) and driver with wireless communication and grouping possibilities for lighting control
HBEAIRB-S	Slave luminaire with integrated EAIR type driver for lighting control
*note - max system size 1x HBEAIRB-M + 3x HBEAIRB-S.	
*note - the impact protection rating of the HBEAIRB-M option is IK05	
*note - max wire length from HBEAIRB-M to last HBEAIRB-S - 11m.	
*note - EAIRB option is not available for model G423	
COR	Driver with Corridor function (never off)
COR1min	Driver with Corridor function 1min (switch off after 1 min.)
COR30min	Driver with Corridor function 30min (switch off after 30 min.)
HBPIR7m	Integrated PIR sensor for high ceiling (up to 7 meters) with on-off control
HBPIR12m	Integrated PIR sensor for high ceiling (up to 12 meters) with on-off control


HBPIR15m	Integrated PIR and LUX level sensing sensor for high ceiling (up to 15 meters) with on-off control
EM3	Emergency version 3 hours
EM3B	Emergency version 3 hours (best available technology)
EM3A	Emergency version equipped with an autonomous system, 3 hours
testing	Emergency version 3 hours with DALI interface
EM3D	Emergency version 3 hours with DALI interface
*note - Operating temperature range for Luminaires with EM option, C: ta 0... +35	
L1	Driver connected to L1 line
L2	Driver connected to L2 line
L3	Driver connected to L3 line
*note - please specify one of L1, L2, L3 option for WIE5 and 2WIE5 options	
2G	Strain relief for power supply cable, 2pcs
WIE3	3-pole "Wieland - gesis classic" type or compatible connector
WIE5	5-pole "Wieland - gesis classic" type or compatible connector
WIE5D	5-pole DALI "Wieland - gesis classic" type or compatible connector
2WIE3	Two 3-pole "Wieland - gesis classic" type or compatible connectors. Through wired, 3x1.5mm <sup>2</sup>
2WIE5	Two 5-pole "Wieland - gesis classic" type or compatible connectors. Through wired, 5x1.5mm <sup>2</sup>
2WIE5D	Two 5-pole DALI "Wieland - gesis classic" type or compatible connectors. Through wired, 3x1.5mm <sup>2</sup> + 2x0.5mm <sup>2</sup> (DALI)



### Available accessories:



Product: GRID MTG KIT Blade W LED 1.2m RAL9003  
Description: Protective grid for Blade W/Z LED luminaires 1.2m, white



Product: GRID MTG KIT Blade W LED 1.5m RAL9003  
Description: Protective grid for Blade W/Z LED luminaires 1.5m, white



Product: Remote Control HRC-11  
Description: Integrated smart sensor for high ceiling (up to 16m) with wireless communication and grouping possibilities for lighting control  
*\*note - remote control for HBPIR15m-M*



Product: Wire suspension BRACKETS - Blade W/Z LED  
Description: Wire suspension brackets for Blade W/Z LED, galvanized steel, 2pcs



Product: Sensor HBEAIRB D16/4-16m white  
Description: Integrated smart sensor for high ceiling (up to 16m) with wireless communication and grouping possibilities for lighting control  
*\*note - HBEAIR accessories is only compatible with the HBEAIR-S option*

### Applications:

